


MONTROSE MANAGEMENT DISTRICT



Agenda and Agenda Materials
Meeting of the Board of Directors

February 11, 2013

MONTROSE MANAGEMENT DISTRICT



NOTICE OF MEETING

TO: THE BOARD OF DIRECTORS OF THE MONTROSE MANAGEMENT DISTRICT AND TO ALL OTHER INTERESTED PERSONS:

Notice is hereby given that a meeting of the Board of Directors of the Montrose Management District will be held at 12:00 pm on Monday, February 11, 2013, at 401 Branard Street, 2nd Floor, Room 106, Houston, Texas 77006, inside the boundaries of the District, open to the public, to consider, discuss and adopt such orders, resolutions or motions, and take other direct or indirect actions as may be necessary, convenient, or desirable with respect to the following matters:

AGENDA

1. Determine quorum; call to order.
2. Approve minutes of meeting held January 14, 2013.
3. Receive public comments.
4. Receive District's monthly Assessment Collection Reports and Billing and Assessment Summaries, Lawsuit and Arbitration Status Details, and Delinquent Assessment Reports.
5. Receive and consider District's monthly financial report, including; pay invoices.
6. Receive Executive Director's Monthly Report on District initiatives.
7. Receive report from the Public Safety Committee.
8. Receive and consider report from the Mobility and Visual Improvements Committee:
 - a. Consider prototype District Identification Sign proposal from NEC in the amount of \$9,500.
 - b. Consider proposal from SMC Logistics for Street Lamp Outage Reporting in the amount of \$350.00 per month.
9. Convene in Executive Session pursuant to Section 551.071, Texas Government Code, to conduct a private consultation with attorney to discuss litigation, and matters related to the same.
10. Reconvene in Open Session and authorize appropriate action by legal counsel related to Item 9 on the agenda.
11. Announcements.
12. Adjourn.



Bill Cadeon

Executive Director

MONTROSE MANAGEMENT DISTRICT
CITY OF HOUSTON
HARRIS COUNTY, TEXAS

AGENDA MEMORANDUM

TO: Montrose Management District Board of Directors
FROM: Executive Director
SUBJECT: Agenda Item Materials

2. Approve minutes of meeting held January 14, 2013.

**MINUTES OF THE MEETING
OF
MONTROSE MANAGEMENT DISTRICT
BOARD OF DIRECTORS**

January 14, 2013

Determine quorum; call to order.

The Board of Directors of the Montrose Management District held a meeting on Monday, January 14, 2013, at 12:00 p.m. Noon at 401 Branard Street, 2nd Floor, Room 106, Houston, TX 77006, inside the boundaries of the District, and open to the public. Chairman Wynn called the meeting to order at 12:02 p.m., and the roll was called of the duly appointed members of the Board, to wit:

Position 1: Claude Wynn, <i>Chairman</i>	Position 9: Kathy Hubbard, <i>Treasurer</i>
Position 2: Dana Thorpe	Position 10: Michael Grover
Position 3: Randy Mitchmore, <i>Vice Chairman</i>	Position 11: Bobby Heugel
Position 4: Cassie Stinson, <i>Secretary</i>	Position 12: Brad Nagar, <i>Ass't Sec'y</i>
Position 5: Lane Llewellyn	Position 13: Vacant
Position 6: Vacant	Position 14: David Robinson
Position 7: Vacant	Position 15: Randall Ellis
Position 8: Robert Jara	

and all of the above were present with the exception of Directors Grover and Nagar, thus constituting a quorum. Also present at the meeting were Bill Calderon, Susan Hill, Josh Hawes, Gretchen Larson and Ray Lawrence, all of Hawes Hill Calderon, L.L.P.; Clark Lord, Bracewell & Giuliani, L.L.P.; Patricia Hall, Equi-Tax, Inc.; and Darrell Hawthorne, Municipal Accounts and Consulting, L.P. Others present were Dennis Beedon, District business ambassador; Andrew Leva, L Qube Corporation; and Cody Lutsch, Fat Property, L.L.C.

Approve minutes of meeting held December 10, 2012.

Upon a motion duly made by Director Llewellyn and being seconded by Director Mitchmore, the Board voted unanimously to approve the minutes of its meeting held December 10, 2012.

Receive public comments.

Mr. Lutsch addressed the Board with regard to the payment of his 2011 assessment. No action was taken.

Receive District's Monthly Assessment Collection Reports and Billing and Assessment Summaries, Lawsuit and Arbitration Status Details, and Delinquent Assessment Reports.

The agenda item was deferred until later in the meeting.

Approve Hearing Examiner's Report and Proposal for Decision to be presented to the Board of Directors of the Eastern Service Area of the Montrose Management District;

Mr. Lord addressed the Board and suggested that this agenda item should be considered in conjunction with the next seven agenda items. Mr. Calderon then proceeded to brief the Board about the two

Supplemental Assessment Roll public hearings that were conducted recently, one hearing for each side of the District. He recommended that Board action be taken as follows:

Adopt Order Setting the Rate of Assessment for all Properties on the District's Assessment Roll for Year Six of the District's Service Plan (Eastern Service Area);

Adopt Order Supplementing the Assessment Roll for the Montrose Management District and Levying Assessments Against the Property on the Supplemental Assessment Roll (Eastern Service Area);

Approve Amended Information Form (Eastern Service Area).

Approve Hearing Examiner's Report and Proposal for Decision to be presented to the Board of Directors of the Western Service Area of the Montrose Management District;

Adopt Order Setting the Rate of Assessment for all Properties on the District's Assessment Roll for Year Three of the District's Service Plan (Western Service Area);

Adopt Order Supplementing the Assessment Roll for the Montrose Management District and Levying Assessments Against the Property on the Supplemental Assessment Roll (Western Service Area);

Approve Amended Information Form (Western Service Area).

The eight agenda items listed immediately above were considered together. Following discussion and upon a motion duly made by Director Mitchmore and being seconded by Director Heugel, the Board voted unanimously to approve the Hearing Examiner's Report and Proposal for Decision presented to the Board of Directors of the Eastern Service Area of the Montrose Management District; adopt an Order setting the rate of assessment for all properties on the District's Assessment Roll for Year Six of the District's Service Plan (Eastern Service Area); adopt an Order supplementing the Assessment Roll for the Montrose Management District and levying assessments against the property on the Supplemental Assessment Roll (Eastern Service Area); approve an amended Information Form (Eastern Service Area); approve the Hearing Examiner's Report and Proposal for Decision to the Board of Directors of the Western Service Area of the Montrose Management District; adopt an Order setting the rate of assessment for all properties on the District's Assessment Roll for Year Three of the District's Service Plan (Western Service Area); adopt an Order supplementing the Assessment Roll for the Montrose Management District and levying assessments against the property on the Supplemental Assessment Roll (Western Service Area); and approve an amended Information Form (Western Service Area).

Receive and consider Montrose Management District's monthly financial report and pay invoices.

Mr. Hawthorne reviewed the financial statements included in the Board agenda materials. Chairman Wynn noted that the invoices presented for payment have been reviewed by the Finance Committee. Upon a motion duly made by Director Ellis and being seconded by Director Llewellyn, the Board voted unanimously to approve the Montrose Management District's monthly financial report and pay invoices.

Receive Executive Director's Monthly Report on District initiatives.

Mr. Calderon briefed the Board. He said that the Public Safety Committee met on December 14, 2012. Director Robinson joined the Board meeting in progress at 12:15 p.m. Mr. Calderon reported that the District's recycling mixers are popular events and that most of the dates and locations for the 2013 mixers

are already scheduled. He added that Houston Mayor Annise Parker attended the December, 2012 recycling event.

Chairman Wynn asked about progress on the proposed re-lighting project for the six bridges over Highway 59. Mr. Calderon reported that a grant application in the amount of \$1.6 million was submitted to TxDOT for consideration, along with numerous other grant proposals. He said the grant request for the project will now be reviewed by TxDOT and that a decision may be rendered by mid-April, 2013.

Chairman Wynn inquired about the progress being made with regards to obtaining the necessary City approval for Board member nominees. Mr. Calderon reported that the Mayor's Office is in the process of obtaining input from Texas State Representative Garnet Coleman's Office. Chairman Wynn suggested that Board nominees should be invited to attend future Board meetings. Director Stinson joined the Board meeting in progress at 12:20 p.m.

Mr. Calderon said that the signage project is moving forward. He said that the Mobility and Visual Improvements Committee will review a cost proposal from Neon Signs at its next meeting and will subsequently make recommendations to the Board. He said that the District's street-sweeping initiatives are well underway. There was discussion about methods to improve the efficiency of the street-sweeping program. No action was taken.

Receive report from the Public Safety Committee.

Mr. Hawes presented the report. He said that a long-time member of the local Houston Police Department (HPD) storefront team died overnight of a heart attack. Director Hubbard suggested that a condolence message should be posted on the District's website.

Mr. Hawes reviewed the crime statistics included in the meeting agenda materials, after which a discussion ensued about the increase in burglaries to motor vehicles. He said that two individuals were arrested recently in conjunction with such motor vehicle crimes. The Board discussed the need for improved street lighting and the possibility of conducting a street lighting survey. Mr. Calderon said that these surveys are beneficial in terms of facilitating street light lamp replacements and repairs, adding that street lighting surveys are being performed in other management districts. Chairman Wynn requested that the Committee research the matter further. No action was taken.

Receive District's Monthly Assessment Collection Reports and Billing and Assessment Summaries, Lawsuit and Arbitration Status Details, and Delinquent Assessment Reports.

Ms. Hall presented the Report. She reported that the 2011 assessments are 98% collected to date on both the East and West sides of the District. She noted that the District's Top Ten Assessment Payers and the Ten Largest Delinquent Accounts are listed in the Board agenda materials. She said that the 2012 assessment collection process is now underway and that assessments are due by January 31, 2013. Reminder notices are being mailed.

Director Jara asked for details relating to the public comments made by Mr. Lutsch earlier in the meeting. Ms. Hall responded. Following discussion, it was noted that the District is unable to waive the penalties and interest due for late payment of this assessment. No action was taken.

Convene in Executive Session pursuant to Section 551.071, Texas Government Code, to conduct a private consultation with attorney to discuss litigation, and matters related to the same.

The Board did not convene in Executive Session.

Reconvene in Open Session and authorize appropriate action by legal counsel related to Item #16 on the agenda.

No action was taken.

Announcements.

Mr. Hawes said that Officer Anthony Demaris, a 27-year HPD veteran, is the officer who died of a heart attack.

Adjourn.

There being no further business to come before the Board, Chairman Wynn adjourned the meeting at 12:55 p.m.

Secretary, Board of Directors
Montrose Management District



MONTROSE MANAGEMENT DISTRICT
CITY OF HOUSTON
HARRIS COUNTY, TEXAS

AGENDA MEMORANDUM

TO: Montrose Management District Board of Directors
FROM: Executive Director
SUBJECT: Agenda Item Materials

4. Receive Montrose Management District's monthly Assessment Collection Report and Billing and Assessment Summary, Lawsuit and Arbitration Status Detail, and Delinquent Assessment Report.

**MONTROSE DISTRICT EAST ZONE
ASSESSMENT COLLECTION REPORT
JANUARY 2013
BILLING AND COLLECTION SUMMARY
FISCAL YEAR
01/01/13 - 12/31/13**

YEAR	RATE	TOTAL LEVY	COLLECTIONS	RECEIVABLE	% COLLECTED
2012	0.12500	\$441,163.06	\$256,130.38	\$185,032.68	58%
2011	0.12500	\$421,254.17	\$413,236.21	\$8,017.96	98%
2010	0.12500	\$402,350.45	\$398,128.14	\$4,222.31	99%
2009	0.12500	\$419,939.17	\$419,901.67	\$37.50	100%
2008	0.12500	\$396,675.13	\$396,650.13	\$25.00	100%
2007	0.12500	\$309,868.58	\$309,849.83	\$18.75	100%

Current Month Activity

Revenue:	Current Month	Year to Date
2012 Assessment Collected	208,344.32	208,344.32
2011 Assessment Collected	111.75	111.75
2010 Assessment Collected	-78.45	-78.45
2009 Assessment Collected	0.00	0.00
2008 Assessment Collected	0.00	0.00
2007 Assessment Collected	0.00	0.00
Penalty & Interest	-31.79	-31.79
Overpayments	2,062.85	2,062.85
Collection Fees	-44.59	-44.59
Court Fees	0.00	0.00
Total Revenue	210,364.09	210,364.09
Overpayments Presented for Refund	1,450.44	1,450.44
Overpayments Applied to Assessment	0.00	0.00

ASSESSED VALUE FOR 2012:	353,239,613	Uncertified:	1,511,580
ASSESSED VALUE FOR 2011:	337,025,024	Uncertified:	0
ASSESSED VALUE FOR 2010:	321,902,769	Uncertified:	0
ASSESSED VALUE FOR 2009:	336,117,938	Uncertified:	0
ASSESSED VALUE FOR 2008:	317,339,817	Uncertified:	0
ASSESSED VALUE FOR 2007:	322,144,526	Uncertified:	0

Assessment Collection Account: Compass Bank, Account No. 2530962019

ASSESSMENT PLAN PROJECTIONS

YEAR	MAX RATE	PROJECTED LEVY	COLLECTIONS @ 95%	CUMULATIVE COLLECTIONS	10 YEAR AVERAGE @ 10%
2007	0.12500	337,500	320,625	309,849.83	
2008	0.12500	337,500	320,625	396,650.13	
2009	0.12500	337,500	320,625	419,901.67	
2010	0.12500	337,500	320,625	398,128.14	
2011	0.12500	337,500	320,625	413,236.21	
2012	0.12500	337,500	320,625	256,130.38	
2013	0.12500	337,500	320,625		
2014	0.12500	337,500	320,625		
2015	0.12500	337,500	320,625		
2016	0.12500	337,500	320,625		
		3,375,000	3,206,250		375,000

The Projected Levy is based on the rate remaining at 0.12500

Prepared by: Equi-Tax Inc.
Kenneth R. Byrd
Collector for the District

MONTROSE DISTRICT EAST ZONE

JANUARY 2013

TOP TEN ASSESSMENT PAYERS

PROPERTY OWNERS	ACCOUNT NOS	SITUS	PROPERTY TYPE	VALUE	ASSESSMENT
PPF AMLI 2221 WEST DALLAS ST LL	1269260010001	2221 W DALLAS ST 404 77019	MULTI-FAMILY	58,104,175	72,630.22
200 W MONTROSE ST STE 2200					
CHICAGO IL 60606-5070					
UST REALTY COMPANY	0261640000027	4100 MONTROSE BLVD 77006	OFFICE BUILDINGS	12,109,700	15,137.13
% UNIV OF ST THOMAS: ATTN PRES	0261630000021	4203 YOAKUM BLVD 77006			
3800 MONTROSE BLVD	0261630000001	4200 MONTROSE BLVD			
HOUSTON TX 77006-4626					
4203 MONTROSE LTD	1277520010001	4203 MONTROSE BLVD 77006	OFFICE BUILDING	8,136,463	10,170.58
3810 W ALABAMA					
HOUSTON TX 77027-5204					
RIVERSIDE CPI LLC & REALTY CTR	0370370010001	220 W ALABAMA ST 131 77006	MULTI - FAMILY	7,521,945	9,402.43
MANAGEMENT INC					
1990 S BUNDY DR STE 100					
LOS ANGELES CA 90025					
ARMSTRONG CHARLES	0140670000002	804 PACIFIC ST 77006	VARIOUS COMMERCIAL	6,949,331	8,671.74
5000 MONTROSE BLVD UNIT 22C	0140250000001	2302 GENESEE ST 12 77006			
HOUSTON TX 77006-6564	0140250000002	2308 GENESEE ST 77006			
	0140250000005	120 FAIRVIEW ST 77006			
	0140660000002	2401 GRANT ST 77006			
	0140670000001	802 PACIFIC ST 77006			
	0140670000003	808 PACIFIC ST 77006			
	0140670000004	811 PACIFIC ST 77006			
	0140670000005	925 HYDE PARK BLVD 77006			
	0140670000006	809 HYDE PARK BLVD 77006			
	0140670000009	925 HYDE PARK BLVD 77006			
	0180340000001	1002 CALIFORNIA ST 77006			
	0180340000002	1004 CALIFORNIA ST 77006			
	0180340000003	1004 CALIFORNIA ST 77006			
	0180340000011	1007 MISSOURI ST 77006			
	0140660000004	907 FAIRVIEW ST 77006			
	0180340000012	1005 MISSOURI ST 77006			
	0261510000011	2702 CROCKER ST 77006			
	0261510000020	2602 CROCKER ST 77006			
	0261510000021	2605 GRANT ST 77006			
	0261510000027	805 PACIFIC ST 77006			
	0442130000001	810 PACIFIC ST 77006			
	0140680000009	810 HYDE PARK BLVD 77006			

MONTROSE DISTRICT EAST ZONE

JANUARY 2013						
TOP TEN DELINQUENTS						
PROPERTY OWNER	ACCOUNT NO	SITUS	PROPERTY TYPE	ASSESSMENT YEAR(S)	ASSESSMENT	
FAT PROPERTY 204 MARSHALL ST HOUSTON TX 77006-4500	92 023 070 000 0012	710 COLQUITT ST 16 77006	MULTI - FAMILY	2010 - 2011	1,948.38	
FAT PROPERTY 218 HAWTHORNE ST HOUSTON TX 77006-4006	92 037 040 000 0001	502 W ALABAMA ST 25 77006	MULTI - FAMILY	2010 - 2011	1,591.79	
GAMRU PROPERTIES LTD 501 SUL ROSS ST HOUSTON TX 77006-5030	92 008 270 000 0005	506 SUL ROSS ST 11 77006	MULTI - FAMILY	2010 & 2011	1,295.91	
HACIENDA DEL SOL LTD CO 15407 PALTON SPRINGS DR HOUSTON TX 77082-3022	92 057 033 000 0020	1220 TAFT ST 77006	COMMERICAL BUILDING	2010 - 2011	1,122.34	
SIMMONS MARTHA 3804 BRANDT ST APT 2 HOUSTON TX 77006-5188	92 008 260 000 0003	3804 BRANDT ST 77006	COMMERICAL BUILDING	2010 - 2011	1,063.86	
GAWERC BRONIA 330 FAIRVIEW ST HOUSTON TX 77006-3002	92 014 054 000 0011	330 FAIRVIEW ST 77006	OFFICE BLDGS	2011	737.00	
UPSTAIRS DOWNSTAIRS LLC 609 COLQUITT ST HOUSTON, TX 77006-5523	92 023 062 000 0013	609 COLQUITT ST 77006	COMMERICAL BLDG	2010 - 2011	627.50	
ERIS BILL GIANNAKOPOULOS ILIAS 403 W GRAY ST HOUSTON TX 77019-4442	92 056 041 000 0003	311 W GRAY ST 77019	VACANT PROPERTY	2010 - 2011	605.00	
FAT PROPERTIES 4918 NEWPOINT DR FRESNO TX 77545-9200	92 037 029 000 0016	406 HAWTHORNE ST 5 77006	MULTI-FAMILY	2011	604.10	
BETHEA LEGARE H TRUST % J P MORGAN CHASE BANK NA P O BOX 2558 HOUSTON TX 77262-2558	92 026 162 001 0001	920 RICHMOND AVE 77006	VACANT PROPERTY	2011	579.26	

Harris County Improvement District No. 6
Lawsuit and Arbitration Status Summary as of 12/07/2012

Jur 930

Summary

For Tax Years 2007-2011, for the period of June 2009 through November 2012

Settled

294,929,773	Original value of Settled accounts as of 12/07/2012
98	Number of Settled accounts as of 12/07/2012
27,740,405	Reduction in value of Settled accounts
9.41%	Average % reduction in value of Settled accounts

Unsettled

177,437,003	Original value of Unsettled accounts as of 12/07/2012
40	Number of Unsettled accounts as of 12/07/2012

.125 Tax rate per \$100 valuation

\$20,862	Estimated reduction in assessment on 40 Unsettled accounts, based on 9.41 % average
-----------------	---

Harris County Improvement District No. 6 Lawsuit and Arbitration Status Detail as of 12/07/2012

Tax Year	CAD No.	Owner Name	Original Value	Assessment Collected	Cause Number	Date Settled	Total Settled Value	Reduction in Assessment	% Reduction in Assessment	Designation Form Sent	Refund Notice Sent to Bkpr
Tax Year 2009											
Settled											
Tax Year 2009	057-036-000-00019	NRH Family Trust	200,000	\$0.00	101-09-0000061	12/10/2009	200,000	\$0.00	0.00%	NA	NA
Tax Year 2009	057-036-000-00020	NRH Family Trust	200,000	\$225.00	101-09-0000060	1/28/2010	180,000	\$25.00	11.11%	DELQ	NA
Tax Year 2009	037-068-000-00005	Thompson Lisa	396,623	\$447.42	2009-49097	1/28/2010	337,933			DELQ	NA
Tax Year 2009	023-064-000-00009	Andover Properties Ltd	830,000	\$1,037.50	2009-57241	2/26/2010	738,000	\$115.00	11.08%	PAID	NA
Tax Year 2009	030-246-000-00008	Andover Properties Ltd	689,814	\$862.27	2009-57241	2/26/2010	555,663	\$167.69	19.45%	PAID	NA
Tax Year 2009	026-152-000-00019	Total Health Care Svc LLC	1,235,310	\$1,544.14	2009-70758	2/26/2010	1,100,000	\$320.69	20.77%	DELQ	NA
Tax Year 2009	037-037-000-00004	Siddiqui Sabirna	1,039,500	\$1,299.38	2009-63330	3/26/2010	832,632	\$258.59	19.90%	PAID	NA
Tax Year 2009	026-163-000-00001	UST Realty Company c/o Univ of St Thomas	6,944,978	\$8,681.22	2009-57057	5/14/2010	6,500,000	\$0.00	0.00%	N/A	N/A
Tax Year 2009	026-163-000-00021	UST Realty Company c/o Univ of St Thomas	3,691,605	\$4,614.51	2009-57057	5/14/2010	3,691,605	\$0.00	0.00%	NA	NA
Tax Year 2009	026-164-000-00027	UST Realty Company c/o Univ of St Thomas	2,247,000	\$2,808.75	2009-63612	5/14/2010	2,247,000	\$0.00	0.00%	NA	NA
Tax Year 2009	037-035-000-00018	Boga Wetmoreland Ltd / Scott William G	2,800,000	\$3,500.00	2008-57166	8/6/2010	2,664,000	\$170.00	4.86%	8/24/2010	9/13/2010
Tax Year 2009	126-926-001-00001	West Dallas, Ltd c/o Koomuz/McCombs LLC	56,275,543	\$70,344.43	2009-56299	9/17/2010	49,000,000	\$9,094.43	12.93%	10/8/2010	11/11/2010
Tax Year 2009	008-262-000-00001	Osama Abdulhafif	780,000	\$975.00	2009-63558	9/17/2010	700,000	\$100.00	10.26%	10/8/2010	11/11/2010
Tax Year 2009	127-752-001-00001	4119 Montrose Ltd	7,650,000	\$9,562.50	2009-57048	10/22/2010	7,100,000	\$687.50	7.19%	11/17/2010	12/9/2010
Tax Year 2009	122-924-001-00001	B&P Residential LLC	1,100,000	\$1,375.00	2009-66406	11/19/2010	900,000	\$250.00	18.18%	12/3/2010	1/4/2011
Tax Year 2009	014-064-000-00007	Heim Lam Inc	2,061,183	\$2,576.48	2009-63649	12/10/2010	1,975,000	\$107.73	4.18%	1/4/2011	2/9/2011
Tax Year 2009	023-076-000-00001	Memorial Trails Apartments Inc	1,398,328	\$1,747.91	2009-67128	2/25/2011	1,300,000	\$122.91	7.03%	3/23/2011	4/11/2011
Tax Year 2009	008-266-000-00004	Wheeler James M	769,152	\$961.44	2009-67221	2/25/2011	727,655	\$51.87	5.40%	3/23/2011	4/4/2011
Tax Year 2009	120-768-001-00001	4119 Montrose Limited	3,902,000	\$4,877.50	2010-00805	2/25/2011	3,875,000	\$33.75	0.69%	3/23/2011	4/4/2011
Tax Year 2009	014-010-000-00009	MAV Investments Inc	761,081	\$951.35	2009-67150	3/25/2011	745,000	\$20.10	2.11%	4/21/2011	5/3/2011
Tax Year 2009	030-245-000-00010	Littell Brett	764,600	\$955.75	2009-70727	3/30/2011	725,000	\$246.90	25.83%	4/21/2011	5/3/2011
Tax Year 2009	026-154-000-00006	BRI Hawthorne Square Ltd	2,890,000	\$3,612.50	2009-64031	5/23/2011	2,700,000	\$237.50	6.57%	6/8/2011	7/5/2011
Tax Year 2009	018-045-000-00004	Garza Otila F	268,800	\$336.00	2009-59875	7/14/2011	268,800	\$0.00	0.00%	N/A	N/A
Tax Year 2009	018-045-000-00005	Garza Otila F	192,000	\$240.00	2009-59875	7/14/2011	192,000	\$0.00	0.00%	N/A	N/A
Tax Year 2009	018-045-000-00006	Garza Otila F	395,133	\$493.92	2009-59875	7/14/2011	395,133	\$0.00	0.00%	N/A	N/A
Tax Year 2009	117-939-001-00001	Walgreens 03157	6,366,871	\$7,958.59	2008-53973	8/19/2011	4,975,212	\$1,739.57	21.86%	9/7/2011	9/28/2011
Tax Year 2009	014-012-000-00004	Vega Adan G & Gladys H	816,937	\$1,021.17	2011-20563	11/13/2012	620,000	\$246.17	24.11%	12/7/2012	12/28/2012
			106,666,458								

Tax Year 2010											
Settled											
Tax Year 2010	030-245-000-00020	1920 Manor LLC	378,669	\$422.54	101-10-000274	1/21/2011	338,034			BASA	NA
Tax Year 2010	004-139-000-00002	Khawaja Abbas & Teskeen	714,368	\$955.74	101-10-000112	3/25/2011	600,000	\$153.24	16.03%	4/21/2011	5/3/2011
Tax Year 2010	030-246-000-00008	Andover Properties Ltd	681,033	\$694.58	2010-48685	3/25/2011	555,663	\$0.00	0.00%	PAID	NA
Tax Year 2010	026-095-000-00001	Mazza Bruce S & Beverly L	791,971	\$989.96	101-10-000140	4/13/2011	730,920	\$76.31	7.71%	5/24/2011	6/1/2011
Tax Year 2010	008-262-000-00001	Abdulatif Osama	780,000	\$975.00	2010-61463	6/1/2011	700,000	\$100.00	10.26%	6/22/2011	7/5/2011
Tax Year 2010	018-045-000-00004	Garza Otila F	268,800	\$336.00	2010-64250	7/12/2011	268,800	\$0.00	0.00%	N/A	N/A
Tax Year 2010	018-045-000-00005	Garza Otila F	192,000	\$240.00	2010-64250	7/12/2011	192,000	\$0.00	0.00%	N/A	N/A

Harris County Improvement District No. 6 Lawsuit and Arbitration Status Detail as of 12/07/2012

Tax Year	CAD No.	Owner Name	Original Value	Assessment Collected	Cause Number	Date Settled	Total Settled Value	Reduction in Assessment	% Reduction in Assessment	Designation Form Sent	Refund Notice Sent to Bkpr
Tax Year 2010	018-045-000-0006	Garza Orla F	380,038	\$475.05	2010-64250	7/12/2011	332,000	\$60.05	12.64%	7/29/2011	8/31/2011
Tax Year 2010	023-076-000-0001	Memorial Trails Apartments Inc	1,344,641	\$1,680.80	2010-71941	8/30/2011	1,300,000	\$55.80	3.32%	9/14/2011	9/28/2011
Tax Year 2010	126-926-001-0001	West Dallas, Ltd c/o Keontz/McCombs LLC	\$2,760,717	\$65,950.90	2010-52973	9/1/2011	49,500,000	\$4,075.90	6.18%	9/14/2011	9/28/2011
Tax Year 2010	117-939-001-0001	Walgreens 03157	6,660,456	\$8,325.57	2010-60599	9/9/2011	5,136,998	\$1,880.00	22.58%	revd	10/4/2011
Tax Year 2010	127-753-001-0001	4119 Montrose Ltd	6,827,718	\$8,534.65	2010-60985	10/14/2011	6,550,000	\$347.15	4.07%	11/3/2011	12/1/2011
Tax Year 2010	030-245-000-0008	The Nations Family Limited Partnership Ltd	1,020,000	\$1,364.25	2010-68544	2/10/2012	1,020,000	\$0.00	0.00%	NA	NA
Tax Year 2010	037-037-000-0003	Farb Aubrey & Trustee	1,445,640	\$1,807.05	2010-71841	1/10/2012	1,440,640	\$6.25	0.35%	1/24/2012	1/31/2012
Tax Year 2010	026-164-000-0027	UST Realty Company	6,393,372	\$7,991.72	2010-67730	2/14/2012	1,825,000	\$0.00	0.00%	N/A	N/A
Tax Year 2010	026-163-000-0001	UST Realty Company	427,410	\$534.26	2010-77714	2/29/2012	410,000	\$21.76	4.07%	3/26/2012	5/7/2012
Tax Year 2010	023-076-000-0008	Memorial Trails Apartments Inc	764,218	\$961.44	2010-68633	4/9/2012	750,000	\$17.77	1.85%	4/24/2012	5/7/2012
Tax Year 2010	008-266-000-0004	Wheeler James M	1,173,466	\$1,466.83	2010-71890	4/5/2012	1,085,000	\$110.58	7.54%	4/24/2012	5/7/2012
Tax Year 2010	030-246-000-0003	Borrell Leo J & H Judy	2,857,500	\$3,571.88	2010-61030	7/26/2012	2,600,000	\$321.88	9.01%	8/20/2012	8/30/2012
Tax Year 2010	026-163-000-0021	UST Realty Company	741,000	\$926.25	2011-20563	11/13/2012	650,000	\$113.75	12.28%	12/7/2012	12/28/2012
Tax Year 2010	014-012-000-0004	Vega Adam G & Gladys H	88,428,217				82,005,055				
Unsettled			21								

Tax Year 2010	030-245-000-0014	Yoshida Naomitsu & Maemi	1,062,962	\$1,328.70	2010-68537	12/5/2012	1,000,200	\$78.45	5.90%	1/3/2013	2/1/2013
Tax Year 2010	020-245-000-0010	Littell Brett	828,106		2010-68607						
Tax Year 2010	120-768-001-0001	4119 Montrose Limited	2,500,000		2011-07683						
Tax Year 2010	026-137-000-0004	Pacific Foundation Inc	568,662		2011-21270						
Tax Year 2010	Total	Unsettled Accounts, original value	4,959,730								
Tax Year 2010	Total	Unsettled Accounts, number of accounts	4								

Tax Year 2011

Settled											
Tax Year 2011	023-076-000-0008	Memorial Trails Apartments INC	445,000	\$556	2011-63961	2/24/2012	\$410,000	\$43.75	7.87%	3/26/2012	5/7/2012
Tax Year 2011	037-037-000-0004	Siddiqui Sabrina	1,000,000	\$1,250.00	2011-48169	3/6/2012	832,632	\$209.21	16.74%	pd adj amt	N/A
Tax Year 2011	023-060-000-0008	Aron Enterprises Inc	686,000	\$858.50	101-11-000374	5/10/2012	\$624,000	\$77.50	9.03%	5/21/2012	7/2/2012
Tax Year 2011	125-809-001-0001	Richmond Montrose CVS	3,806,375	\$4,757.97	2011-56385	8/24/2012	3,730,000	\$95.47	2.01%	9/21/2012	10/1/2012
Tax Year 2011	023-076-000-0001	MEMORIAL TRAILS APARTMENTS INC	1,321,761	\$1,652.20	2011-63172	9/5/2012	1,300,821	\$26.17	1.58%	9/24/2012	10/1/2012
Tax Year 2011	014-154-000-0005	Snyder Saud	1,121,310	\$1,401.64	2011-63536	9/27/2012	1,100,000	\$26.64	1.90%	10/18/2012	11/5/2012
Tax Year 2011	026-163-000-0001	UST Realty Company c/o Univ of St Thomas	6,087,000	\$7,608.75	2011-64027	9/26/2012	4,500,000	\$1,983.75	26.07%	10/10/2012	11/5/2012
Tax Year 2011	026-164-000-0027	UST Realty Company c/o Univ of St Thomas	2,017,248	\$2,521.56	2011-64027	9/26/2012	1,700,000	\$396.56	15.73%	10/10/2012	11/5/2012
Tax Year 2011	026-163-000-0021	UST Realty Company c/o Univ of St Thomas	2,833,688	\$3,542.11	2011-64027	9/26/2012	2,600,000	\$292.11	8.25%	10/10/2012	11/5/2012
Tax Year 2011	023-064-000-0009	Andover Properties Ltd	779,942	\$925.00	2011-47947	11/14/2012	739,547	\$50.50	5.46%	revd	12/28/2012
Tax Year 2011	030-246-000-0008	Andover Properties Ltd	816,885	\$1,020.00	2011-47947	11/14/2012	700,000	\$145.00	14.22%	revd	12/28/2012
Tax Year 2011	122-924-001-0001	B&P Residential LLC	929,000	\$1,161.25	2011-51945	11/1/2012	872,701	\$70.37	6.06%	12/7/2012	12/28/2012
Unsettled			21,844,209				19,109,701				
Unsettled			12								

Tax Year 2011	014-148-000-0012	Current Owner	1,058,245		2011-57701						
Tax Year 2011	126-926-001-0001	PPF AMLI 2221 West Dallas Street LLC	57,922,375		2011-62186						
Tax Year 2011	120-768-001-0001	4119 Montrose Limited	3,542,748		2011-62741						
Tax Year 2011	030-245-000-0008	The Nations Family Limited Partnership Ltd	1,011,577	\$1,264.47	2011-63014	11/27/2012	1,000,000	\$70.37	5.57%	revd	12/28/2012
Tax Year 2011	030-245-000-0010	Littell Brett	793,731	\$992.16	2011-63518	1/3/2013	725,000	\$85.91	8.66%	1/28/2013	

Harris County Improvement District No. 6 Lawsuit and Arbitration Status Detail as of 12/07/2012

Tax Year	CAD No.	Owner Name	Original Value	Assessment Collected	Cause Number	Date Settled	Total Settled Value	Reduction in Assessment	% Reduction in Assessment	Designation Form Sent	Refund Notice Sent to Bkpr
Tax Year 2011	121-274-001-0001	Whitney Place Ltd	1,257,797		2011-63729						
Tax Year 2011	008-260-000-0013	Harris Dwayne & Paula D	740,000		2011-63759						
Tax Year 2011	030-246-000-0003	Borrell Leo J & H Judy	1,085,000		2011-64005						
Tax Year 2011	030-245-000-0014	Yoshida Naomitsu & Maemi	1,000,200	NO CHANGE	2011-69593	12/14/2012	1,000,200	NA	NA	NA	NA
Tax Year 2011	026-152-000-0019	Total Health Care Svc LLC	898,226		2011-70201						
Tax Year 2011	Total	Unsettled Accounts, original value	69,309,899								
Tax Year 2011	Total	Unsettled Accounts, number of accounts	10								
Tax Year 2012											
Settled											
Tax Year 2012	014-012-000-0004	Vega Adan G & Gladys H	680,000	due	2011-20563	11/13/2012	680,000	\$0.00	0.00%	na	na
			680,000				680,000				
Unsettled											
Tax Year 2012	004-136-000-0009	Brinkoeter W R	515,200		101-12-000411						
Tax Year 2012	030-245-000-0014	Yoshida Naomitsu & Maemi	1,028,640	due	2010-68537	12/5/2012	1,000,200	\$35.55	0.00%	stml	na
Tax Year 2012	014-148-000-0012	Current Owner	1,048,939		2011-57701						
Tax Year 2012	030-245-000-0008	THE NATIONS FAMILY LIMITED PARTNERSHIP	1,015,035	\$1,268.79	2011-63014	11/27/2012	1,000,000	\$18.79	1.48%	due	
Tax Year 2012	037-037-000-0004	Siddiqui Sabrina	1,000,000	due	2012-44907	12/6/2012	832,632	\$209.21	0.00%	stml	na
Tax Year 2012	125-809-001-0001	102 104 Greenwich Street Manhattan LP	3,920,517		2012-52222						
Tax Year 2012	126-926-001-0001	PPF AMLI 2221 WEST DALLAS STREET LLC	58,104,175		2012-55280						
Tax Year 2012	026-152-000-0019	TOTAL HEALTH CARE SVC LLC	1,040,787		2012-58599						
Tax Year 2012	026-163-000-0021	UST Realty Company	7,052,892		2012-58876						
Tax Year 2012	026-163-000-0001	UST Realty Company	2,900,000		2012-58876						
Tax Year 2012	120-768-001-0001	New 4119 Montrose LLC	3,914,650		2012-58942						
Tax Year 2012	127-752-001-0001	4203 Montrose LLC	8,136,463		2012-58942						
Tax Year 2012	018-045-000-0004	Garza Orilia F	268,800		2012-60661						
Tax Year 2012	018-045-000-0005	Garza Orilia F	192,000		2012-60661						
Tax Year 2012	018-045-000-0006	Garza Orilia F	383,000		2012-60661						
Tax Year 2012	121-274-001-0001	Whitney Place Ltd	1,772,000	\$2,215.00	2012-61805	1/4/2013	1,350,000	\$527.50	23.81%	1/28/2013	
Tax Year 2012	023-076-000-0008	Memorial Trails Apartments Inc	413,539		2012-62002						
Tax Year 2012	030-245-000-0003	4309 Youkum LP	752,177		2012-62215						
Tax Year 2012	030-245-000-0010	Littell Brett	793,731		2012-62225						
Tax Year 2012	008-260-000-0013	Harris Dwayne & Paula D	723,600		2012-62281						
Tax Year 2012	026-164-000-0027	UST Realty Company	2,156,808		2012-62305						
Tax Year 2012	030-246-000-0003	Borrell Leo J & H Judy	1,165,125		2012-62464						
Tax Year 2012	023-076-000-0001	Memorial Trails Apartments Inc	1,364,426		2012-62523						
Tax Year 2012	014-064-000-0007	Henn Lam Inc	1,914,870		2012-68638						
Tax Year 2012	023-074-000-0014	Hoss Site Properties Inc	490,000		2012-69156						
Tax Year 2012	014-154-000-0005	Snyder Saul	1,100,000		2012-69172						
Tax Year 2012	Total	Unsettled Accounts, original value	103,167,374								
Tax Year 2012	Total	Unsettled Accounts, number of accounts	26								

Cumulative

Harris County Improvement District No. 6 Lawsuit and Arbitration Status Detail as of 12/07/2012

Tax Year	CAD No.	Owner Name	Original Value	Assessment Collected	Cause Number	Date Settled	Total Settled Value	Reduction in Assessment	% Reduction in Assessment	Designation Form Sent	Refund Notice Sent to Bkpr
Settled							267,189,368				
Cumulative	Grand Total	Settled Accounts, original value	294,929,773								
Cumulative	Grand Total	Settled Accounts, number of accounts	98								

Unsettled											
Cumulative	Grand Total	Unsettled Accounts, original value	177,437,003								
Cumulative	Grand Total	Unsettled Accounts, number of accounts	40								

Color Legend

Light Gray	Settled previously
Yellow	Settled as of this report
White	Unsettled
Pink	Unsettled and new since previous report

Abbreviations

NA	Not applicable
x	Previous to implementation of Designation Form
DELQ	Refund was not issued -- Reduction in assessment was applied to the account, and account still has a balance due.
PAID	Refund was not issued -- Reduction in assessment was applied to the account, and account is now paid in full.
BASA	Billed at settled amount -- Account had not been billed for this tax year before the lawsuit was settled, so account was adjusted (if needed) and billed at the settled amount.
NYB	Not yet billed

**MONTROSE DISTRICT WEST ZONE
ASSESSMENT COLLECTION REPORT
JANUARY 2013
BILLING AND COLLECTION SUMMARY
FISCAL YEAR
01/01/13 - 12/31/13**

YEAR	RATE	TOTAL LEVY	COLLECTIONS	RECEIVABLE	% COLLECTED
2012	0.12500	\$984,069.67	\$629,791.43	\$354,278.24	64%
2011	0.12500	\$885,560.70	\$872,532.13	\$13,028.57	99%
2010	0.12500	\$868,259.63	\$862,695.52	\$5,564.11	99%

Current Month Activity

Revenue:	<u>Current Month</u>	<u>Year to Date</u>
2012 Assessment Collected	566,150.25	566,150.25
2011 Assessment Collected	1,857.25	1,857.25
2010 Assessment Collected	18.00	18.00
Penalty & Interest	-23.59	-23.59
Overpayments	3,441.95	3,441.95
Collection Fees	145.43	145.43
Court Fees	0.00	0.00
Total Revenue	571,589.29	571,589.29
Overpayments Presented for Refund	1,927.63	1,927.63
Overpayments Applied to Assessment	0.00	0.00

ASSESSED VALUE FOR 2012:	787,960,411	Uncertified:	4,200,764
ASSESSED VALUE FOR 2011:	708,448,135	Uncertified:	0
ASSESSED VALUE FOR 2010:	694,605,333	Uncertified:	0

Assessment Collection Account: Compass Bank, Account No. 2530962086

ASSESSMENT PLAN PROJECTIONS

YEAR	MAX RATE	PROJECTED LEVY	COLLECTIONS @ 95%	CUMULATIVE COLLECTIONS	10 YEAR AVERAGE @ 10%
2010	0.12500	868,260	824,847	\$862,695.52	
2011	0.12500	885,561	841,283	\$872,532.13	
2012	0.12500	984,070	934,866	\$629,791.43	
2013	0.12500		0		
2014	0.12500		0		
2015	0.12500		0		
2016	0.12500		0		
		2,737,890	2,600,996		273,789

The Projected Levy is based on the rate remaining at 0.12500

Prepared by: Equi-Tax Inc.
Kenneth R. Byrd
Collector for the District

MONTROSE DISTRICT WEST ZONE

JANUARY 2013						
TOP TEN ASSESSMENT PAYERS						
PROPERTY OWNER	ACCOUNT NOS	SITUS	PROPERTY TYPE	VALUE	ASSESSMENT	
WEINGARTEN REALTY INVESTORS	0442250000001	2005 W GRAY ST 77019	VARIOUS COMMERCIAL	53,042,829	66,303.54	
0591-001	0442250000170	1953 W GRAY ST 77019				
P O BOX 924133	0442250000169	1953 W GRAY ST 77019				
HOUSTON TX 77292-4133	0442250000168	2028 W GRAY ST 77019				
	0442250000145	2001 W GRAY ST 77019				
	0442250000110	2020 W GRAY ST 77019				
	0442250000105	2010 W GRAY ST 77019				
	0442250000005	2002 W GRAY ST 77019				
	0442250000002	1950 W GRAY ST 77019				
	0442250000171	2017 W GRAY ST 77019				
FINGER FSC MONTROSE LTD	1215190010001	4899 MONTROSE BLVD 187 77006	MULTI - FAMILY	52,226,295	65,282.87	
99 DETERING ST STE 200						
HOUSTON TX 77007-8259						
4310 DUNLAVY LLC	1286480020001	DUNLAVY 77006	MULTI - FAMILY	36,892,122	46,115.15	
101 BERKSHIRE ST	1286480010002	4310 DUNLAVY ST 77006				
BELLAIRE TX 77401-5309	1286480010001	4310 DUNLAVY ST 236 77006				
	0660870040002	4403 WOODHEAD ST 16 77098				
	0660870040001	4403 WOODHEAD ST 77098				
	0660870020006	4315 WOODHEAD ST 8 77098				
WESTHEIMER APARTMENTS LP	1286390010001	2001 WESTHEIMER RD 244 77098	MULTI - FAMILY	33,014,000	41,267.50	
5694 MISSION CENTER RD STE 602						
SAN DIEGO CA 92108-4324						
ANBIL II-R O L P	0730810030011	1505 W CLAY ST 77019	SHOPPING CENTER	30,462,903	38,078.63	
105 TOWN CENTER RD STE 10	1170070010001	1422 W GRAY ST 77019				
KING OF PRUSSIA PA 19406-2394	1170070020001	1414 WAUGH DR 77019				
	0730810030007	1521 W CLAY ST 77019				
TEXAS ABERCROMBIE FAMILY INT LTD	0441850000002	1701 W ALABAMA ST 77098	VACANT COMMERCIAL	22,965,638	28,707.05	
730 N POST OAK RD STE 110						
HOUSTON TX 77024-3854						
SHEPHERD INV LP	0442600000001	2075 WESTHEIMER RD 77098	SHOPPING CENTER	14,650,000	18,312.50	
1800 POST OAK BLVD						
6 BLVD PLACE STE 400						
HOUSTON TX 77056						

MONTROSE DISTRICT WEST ZONE

[illegible]

MONTROSE DISTRICT WEST ZONE

JANUARY 2013						
TOP TEN DELINQUENT ACCOUNTS						
PROPERTY OWNER	ACCOUNT NO	SITUS	PROPERTY TYPE	ASSESSMENT YEAR(S)	ASSESSMENT	
FAT PROPERTY LLC 218 HAWTHORNE ST HOUSTON TX 77006-4006	94 057 121 000 0012	1901 RICHMOND AVE 42 77098	MULTI - FAMILY	2010 - 2011	3,087.69	
ROBINSON LENNON C P O BOX 66531 HOUSTON TX 77266-6531	94 026 198 000 0001	13174 HAWTHORNE ST 12 77006	MULTI - FAMILY	2010 - 2011	1,307.03	
LEVEL HEADED CHOW LLC 4721 N MAIN ST STE Q HOUSTON TX 77009-4400	94 026 198 000 0005	3414 GRAUSTARK ST 8 77006	MULTI-FAMILY	2010 - 2011	1,298.40	
HUFF MICHAEL B P O BOX 70148 HOUSTON, TX 77270-0148	94 026 174 000 0013	3230 YOAKUM BLVD 77006	COMMERCIAL	2010 - 2011	1,278.86	
LOPEZ EDUARDO & MONICA 1423 RICHMOND AVE HOUSTON TX 77006-5308	94 039 222 000 0009	1411 RICHMOND AVE 77006	COMMERCIAL	2010 - 2011	985.65	
MCCLROY VALERIE & JOHN P O BOX 540101 HOUSTON TX 77254-0101	94 059 173 000 0003	1223 WAUGH DR 77019	COMMERCIAL BLDG	2011	980.68	
EISEMANN MAUDE 5455 JOHN DREAPERR DR HOUSTON TX 77056-4230	94 010 167 000 0030	1116 W GRAY ST 77019	COMMERCIAL BLDG	2010 - 2011	891.00	
NGO NANCY L 1515 W GRAY ST HOUSTON TX 77019-4928	94 044 229 000 0015	1515 W GRAY ST 77019	COMMERCIAL BLDG	2010-2011	867.50	
LA FLORENTINA INC 2033 NORFOLK ST HOUSTON TX 77098-4225	94 052 264 000 0028	1612 COLQUITT ST 6 77006	MULTI FAMILY	2010 - 2011	841.32	
CAI ZHIXIONG CHEN YING 1900 W ALABAMA ST HOUSTON TX 77098-2706	94 054 229 000 0030	1900 W ALABAMA ST 77098	COMMERCIAL BLG	2011	753.97	

Harris County Improvement District No. 11 Lawsuit and Arbitration Status Summary as of 12/07/2012

Jur 939

Summary

For Tax Years 2010 & 2011, for the period of September 2010 through November 2012

Settled

326,149,409	Original value of Settled accounts as of 12/07/2012
104	Number of Settled accounts as of 12/07/2012
21,037,014	Reduction in value of Settled accounts
6.45%	Average % reduction in value of Settled accounts

Unsettled

267,775,828	Original value of Unsettled accounts as of 12/07/2012
83	Number of Unsettled accounts as of 12/07/2012

.125 Tax rate per \$100 valuation

\$21,590 Estimated reduction in assessment on 83 Unsettled accounts,
based on **6.45%** average

Harris County Improvement District No. 11 Lawsuit and Arbitration Status Detail as of 12/07/2012

Tax Year	CAD No.	Owner Name	Original Value	Assessment Collected	Cause Number	Date Settled	Total Settled Value	Reduction in Assessment	% Reduction in Assessment	Designation Form Sent	Refund Notice Sent to Bkpr
Tax Year 2010											
Settled											
Tax Year 2010	026-058-007-0004	Demeris Properties Ltd	579,506	\$724.58	2010-67781	1/21/2011	514,240	\$81.58	11.26%	2/22/2011	4/4/2011
Tax Year 2010	026-058-007-0006	Demeris Properties Ltd	635,560	\$794.45	2010-67781	1/21/2011	600,000	\$0.00	0.00%	2/22/2011	4/4/2011
Tax Year 2010	026-058-007-0008	Demeris Properties Ltd	744,225	\$930.26	2010-67781	1/21/2011	708,850	\$44.20	4.75%	2/22/2011	4/4/2011
Tax Year 2010	036-044-000-0006	Presswood Joe T & Fones L	824,951	\$1,031.19	101-10-000052	2/25/2011	600,000	\$281.19	27.27%	3/23/2011	4/4/2011
Tax Year 2010	033-194-000-0001	4900 Travis Investments LLC	865,000	\$1,050.00	2010-68703	2/25/2011	840,000	\$0.00	0.00%	NA	NA
Tax Year 2010	044-184-000-0151	Andover Richmond Apts Ltd	4,871,900	\$5,137.50	2010-48685	3/25/2011	4,110,000	\$0.00	0.00%	NA	NA
Tax Year 2010	054-058-000-0003	MB Development Co & SPP	957,007	\$1,070.00	101-10-000315	4/10/2011	856,000	\$0.00	0.00%	NA	NA
Tax Year 2010	128-648-001-0001	4310 Dunlavy LLC	25,032,000	\$30,625.00	2010-60813	5/13/2011	24,500,000	\$0.00	0.00%	NA	NA
Tax Year 2010	052-066-061-0006	YPI 2323 Shepherd LLC	9,750,931	\$13,041.87	2010-60379	5/24/2011	8,400,000	\$1,806.87	13.85%	6/8/2011	7/5/2011
Tax Year 2010	052-357-000-0014	Allied American Bank / Wells Fargo Bank	3,029,000	\$3,786.25	2010-61432	5/24/2011	2,750,000	\$548.75	9.21%	6/8/2011	7/5/2011
Tax Year 2010	117-007-001-0002	First Interstate Bank of Texas	1,049,990	\$1,312.49	2010-61432	5/24/2011	1,029,000	\$26.24	2.00%	6/8/2011	7/5/2011
Tax Year 2010	026-174-000-0001	KNA Partners Tower Inc	2,576,174	\$3,220.22	2010-56108	6/7/2011	1,637,850	\$1,172.91	36.42%	6/22/2011	7/5/2011
Tax Year 2010	026-174-000-0006	KNA Partners Tower Inc	445,653	\$557.07	2010-56108	6/7/2011	434,575	\$13.85	2.49%	6/22/2011	7/5/2011
Tax Year 2010	026-174-000-0007	KNA Partners Tower Inc	1,167,820	\$1,459.78	2010-56096	5/10/2011	1,167,820	\$0.00	0.00%	NA	NA
Tax Year 2010	030-158-000-0001	M A D 88 Real Estate Ltd Pns	7,010,000	\$8,762.50	2009-58058	8/19/2011	6,400,000	\$846.38	9.66%	9/7/2011	9/28/2011
Tax Year 2010	044-225-000-0025	Anent	3,186,000	\$3,982.50	2009-62216	8/22/2011	2,778,310	\$509.61	12.80%	9/7/2011	12/1/2011
Tax Year 2010	057-127-000-0006	Lambert Robert W Jr	320,000	\$400.00	101-10-000122	10/7/2011	305,000	\$0.00	0.00%	11/17/2011	12/1/2011
Tax Year 2010	029-161-000-0004	Westlerner Commons	717,000	\$896.25	2010-57983	11/10/2011	702,300	\$18.37	2.03%	NA	NA
Tax Year 2010	026-206-000-0003	Westlerner Commons	349,000	\$436.25	2010-57983	11/10/2011	349,000	\$0.00	0.00%	NA	NA
Tax Year 2010	026-206-000-0004	Westlerner Commons	326,000	\$407.50	2010-57983	11/10/2011	326,000	\$0.00	0.00%	NA	NA
Tax Year 2010	026-206-000-0005	Westlerner Commons	507,698	\$634.62	2010-57983	11/10/2011	385,000	\$153.37	24.17%	11/22/2011	12/1/2011
Tax Year 2010	054-035-000-0011	Mosley Gary B	300,000	\$531.00	2010-60898	11/14/2011	300,000	\$0.00	0.00%	NA	NA
Tax Year 2010	039-220-000-0008	The Place Apartments c/o Enes Management Corp	4,509,625	\$5,250.00	2010-50058	1/13/2012	4,509,625	\$0.00	0.00%	NA	NA
Tax Year 2010	044-222-000-0110	Plaza JIP LLC	271,680	\$436.45	2010-60018	12/6/2011	271,680	\$0.00	0.00%	NA	NA
Tax Year 2010	044-222-000-0156	Plaza JIP LLC	52,760	\$65.95	2010-60018	12/6/2011	52,760	\$0.00	0.00%	NA	NA
Tax Year 2010	044-222-000-0157	Plaza JIP LLC	929,160	\$1,161.45	2010-60018	12/6/2011	929,160	\$0.00	0.00%	NA	NA
Tax Year 2010	044-222-000-0170	Plaza JIP LLC	101,080	\$126.35	2010-60018	12/6/2011	101,080	\$0.00	0.00%	NA	NA
Tax Year 2010	044-225-000-0030	Plaza JIP LLC	2,034,040	\$2,542.55	2010-60018	12/6/2011	1,874,540	\$199.37	7.84%	12/21/2011	1/3/2012
Tax Year 2010	044-225-000-0140	Plaza JIP LLC	550,280	\$687.00	2010-60018	12/6/2011	550,280	\$0.00	0.00%	NA	NA
Tax Year 2010	026-197-000-0002	Emerald Land Company LLC	1,341,000	\$1,852.50	2010-68185	1/24/2012	1,341,000	\$0.00	0.00%	NA	NA
Tax Year 2010	121-712-001-0001	Katz Real Estate LP	1,000,000	\$1,250.00	2010-68212	2/10/2012	965,000	\$43.75	3.50%	3/5/2012	3/7/2012
Tax Year 2010	044-225-000-0145	McBride Randy Dr	1,070,583	\$1,338.23	2010-70109	5/9/2012	1,000,000	\$94.41	7.05%	6/6/2012	7/2/2012
Tax Year 2010	044-225-000-0001	Weingarten Realty Investors	2,746,260	\$3,432.83	2010-48873	5/14/2012	2,644,104	\$127.70	3.72%	6/6/2012	7/2/2012
Tax Year 2010	044-225-000-0002	Weingarten Realty Investors	1,159,954	\$1,450	2010-48873	5/14/2012	6,807,008	\$328.74	3.72%	6/6/2012	7/2/2012
Tax Year 2010	044-225-000-0005	Weingarten Realty Investors	1,659,916	\$2,074.90	2010-48873	5/14/2012	1,598,170	\$77.19	3.72%	6/6/2012	7/2/2012
Tax Year 2010	044-225-000-0105	Weingarten Realty Investors	349,159	\$436.45	2010-48873	5/14/2012	333,282	\$19.85	4.55%	6/6/2012	7/2/2012
Tax Year 2010	044-225-000-0145	Weingarten Realty Investors	3,021,265	\$3,776.58	2010-48873	5/14/2012	2,908,879	\$140.48	3.72%	6/6/2012	7/2/2012
Tax Year 2010	044-225-000-0168	Weingarten Realty Investors	3,046,841	\$3,808.55	2010-48873	5/14/2012	2,933,504	\$141.67	3.72%	6/6/2012	7/2/2012
Tax Year 2010	044-225-000-0169	Weingarten Realty Investors	9,596,947	\$11,996.18	2010-48873	5/14/2012	9,239,957	\$446.23	3.72%	6/6/2012	7/2/2012
Tax Year 2010	044-225-000-0170	Weingarten Realty Investors	9,827,824	\$12,284.78	2010-48873	5/14/2012	9,462,245	\$456.97	3.72%	6/6/2012	7/2/2012
Tax Year 2010	044-225-000-0171	Weingarten Realty Investors	6,900,154	\$8,625.19	2010-48873	5/14/2012	6,643,480	\$320.84	3.72%	6/6/2012	7/2/2012
Tax Year 2010	044-225-000-0173	Weingarten Realty Investors	10,191,680	\$12,739.60	2010-48873	5/14/2012	9,812,566	\$473.89	3.72%	6/6/2012	7/2/2012
Tax Year 2010	038-224-000-0005	Turna Samir N	741,855	\$938.82	2010-67006	5/23/2012	741,855	\$0.00	0.00%	NA	NA

Harris County Improvement District No. 11 Lawsuit and Arbitration Status Detail as of 12/07/2012

Tax Year	CAD No.	Owner Name	Original Value	Assessment Collected	Cause Number	Date Settled	Total Settled Value	Reduction in Assessment	% Reduction in Assessment	Designation Form Sent	Refund Notice Sent to Bkpr
Tax Year 2010	044-185-000-0012	Richmont Corp	20,902,023	n/a	2009-60327	6/8/2012	19,821,835	n/a	n/a	n/a	n/a
Tax Year 2010	044-255-000-0055	Wertheim Thomas A Trustee	925,000	\$1,156.25	2010-76837	7/3/2012	750,000	\$218.75	18.92%	8/10/2012	8/30/2012
Tax Year 2010	044-225-000-0163	Follensby Corp NV	1,185,000		2010-71873	7/13/2012	1,150,000				
Tax Year 2010	044-229-000-0011	Total Apt Maintenance Inc	202,539		2010-78495	7/13/2012	202,500				
Tax Year 2010	051-072-000-0005	John Hunter Wright Jr GST Tr	463,690	\$579.61	2010-65834	7/19/2012	427,935	\$44.69	7.71%	8/10/2012	8/30/2012
Tax Year 2010	051-072-000-0006	John Hunter Wright Jr GST Tr	411,480	\$514.35	2010-65834	7/19/2012	411,480	\$0.00	0.00%	n/a	n/a
Tax Year 2010	056-125-000-0031	Platinum Global LP	875,397	\$1,094.25	2010-65834	7/19/2012	841,341	\$40.07	3.66%	8/10/2012	8/30/2012
Tax Year 2010	044-228-000-0005	Anreit c/o Ram Realty Services	3,311,715	\$4,139.64	2009-52860	9/6/2012	3,100,000	\$264.64	6.39%	9/24/2012	10/1/2012
			161,694,322				152,236,016				
			52								

Unsettled											
Tax Year 2010	054-234-000-0012	Carter Michael M	2,365,000		2010-67745						
Tax Year 2010	052-266-000-0012	Desantos Luis A	281,250		2011-07683						
Tax Year 2010	056-125-000-0018	Kenneth Knox Investment No 8 LLC	337,500		2011-07683						
Tax Year 2010	Total	Unsettled Accounts, original value	2,983,750								
Tax Year 2010	Total	Unsettled Accounts, number of accounts	3								

Settled											
Tax Year 2011	026-206-000-0003	Westheimer Commons	338,228	\$0.00	2010-57983	11/11/2011	338,228	\$0.00	0.00%	N/A	N/A
Tax Year 2011	026-206-000-0004	Westheimer Commons	324,000	\$0.00	2010-57983	11/10/2011	324,000	\$0.00	0.00%	N/A	N/A
Tax Year 2011	026-206-000-0005	Westheimer Commons	460,000	\$0.00	2010-57983	11/10/2011	397,772	\$0.00	0.00%	N/A	N/A
Tax Year 2011	044-222-000-0110	Plaza JIP LLC	271,680	\$339.60	2010-60018	12/6/2011	271,680	\$0.00	0.00%	N/A	N/A
Tax Year 2011	044-222-000-0156	Plaza JIP LLC	52,760	\$65.95	2010-60018	12/6/2011	52,760	\$0.00	0.00%	N/A	N/A
Tax Year 2011	044-222-000-0157	Plaza JIP LLC	929,160	\$1,161.45	2010-60018	12/6/2011	929,160	\$0.00	0.00%	N/A	N/A
Tax Year 2011	044-222-000-0170	Plaza JIP LLC	101,080	\$126.35	2010-60018	12/6/2011	101,080	\$0.00	0.00%	N/A	N/A
Tax Year 2011	044-225-000-0030	Plaza JIP LLC	1,874,540	\$2,343.18	2010-60018	12/6/2011	1,874,540	\$0.00	0.00%	N/A	N/A
Tax Year 2011	044-225-000-0140	Plaza JIP LLC	976,500	\$687.85	2010-60018	12/6/2011	550,280	\$0.00	0.00%	N/A	N/A
Tax Year 2011	121-712-001-0001	Katz Real Estate LP	4,200,000	\$1,220.63	2010-68212	2/10/2012	955,000	\$26.88	2.20%	3/5/2012	3/7/2012
Tax Year 2011	039-220-000-0008	The Place Apartments	1,482,000	\$5,250.00	2011-45016	2/10/2012	3,799,146	\$501.07	9.54%	3/5/2012	3/30/2012
Tax Year 2011	054-058-000-0003	Emerald Land Company LC	923,591	\$1,852.50	2011-63592	2/10/2012	1,341,000	\$176.25	9.51%	3/5/2012	3/30/2012
Tax Year 2011	036-018-000-0001	MB Development Co & SSP	941,637	\$1,154.49	101-11-000245	3/8/2012	878,000	\$56.99	4.94%	3/26/2012	5/7/2012
Tax Year 2011	036-037-000-0033	Lurie Apartments LP	560,625	\$1,177.05	101-11-000256	3/21/2012	861,250	\$100.49	8.54%	4/11/2012	5/7/2012
Tax Year 2011	044-222-000-0145	Racine Juan P & Anna	1,070,583	\$700.78	101-11-000271	4/26/2012	500,000	\$75.78	10.81%	5/17/2012	6/4/2012
Tax Year 2011	039-224-000-0010	McBride Randy Dr	950,000	\$1,338.23	2011-63662	4/26/2012	1,000,000	\$88.23	6.59%	5/17/2012	6/4/2012
Tax Year 2011	044-225-000-0001	WEINGARTEN REALTY INVESTORS	2,746,260	\$3,432.83	2011-51231	5/14/2012	2,587,617	\$198.31	5.78%	6/6/2012	7/2/2012
Tax Year 2011	044-225-000-0002	WEINGARTEN REALTY INVESTORS	7,507,000	\$10,066.48	2011-51231	5/14/2012	7,073,344	\$1,234.80	12.17%	6/6/2012	7/2/2012
Tax Year 2011	044-225-000-0005	WEINGARTEN REALTY INVESTORS	539,223	\$674.03	2011-51231	5/14/2012	508,074	\$38.94	5.78%	6/6/2012	7/2/2012
Tax Year 2011	044-225-000-0110	WEINGARTEN REALTY INVESTORS	1,706,909	\$2,133.64	2011-51231	5/14/2012	1,608,306	\$123.26	5.78%	6/6/2012	7/2/2012
Tax Year 2011	044-225-000-0145	WEINGARTEN REALTY INVESTORS	349,822	\$437.28	2011-51231	5/14/2012	329,614	\$25.26	5.78%	6/6/2012	7/2/2012
Tax Year 2011	044-225-000-0168	WEINGARTEN REALTY INVESTORS	3,140,826	\$3,926.03	2011-51231	5/14/2012	2,959,390	\$226.79	5.77%	6/6/2012	7/2/2012
Tax Year 2011	044-225-000-0170	WEINGARTEN REALTY INVESTORS	9,704,298	\$12,130.37	2011-51231	5/14/2012	9,143,712	\$700.73	5.78%	6/6/2012	7/2/2012
Tax Year 2011	044-225-000-0170	WEINGARTEN REALTY INVESTORS	10,252,395	\$12,815.49	2011-51231	5/14/2012	9,660,147	\$740.31	5.78%	6/6/2012	7/2/2012
Tax Year 2011	044-225-000-0171	WEINGARTEN REALTY INVESTORS	6,965,356	\$8,706.70	2011-51231	5/14/2012	6,562,990	\$502.96	5.78%	6/6/2012	7/2/2012

Harris County Improvement District No. 11 Lawsuit and Arbitration Status Detail as of 12/07/2012

Tax Year	CAD No.	Owner Name	Original Value	Assessment Collected	Cause Number	Date Settled	Total Settled Value	Reduction in Assessment	% Reduction in Assessment	Designation Form Sent	Refund Notice Sent to Bkpr
Tax Year 2011	044-225-000-00173	WEINGARTEN REALTY INVESTORS	10,817,289	\$13,521.61	2011-51231	5/14/2012	10,192,409	\$781.10	5.78%	6/6/2012	7/2/2012
Tax Year 2011	128-639-001-0001	Westheimer Apartments LP	31,620,000	\$39,525.00	2011-56503	5/14/2012	29,500,000	\$2,650.00	6.70%	6/6/2012	7/2/2012
Tax Year 2011	029-170-000-00007	Sherry Kelley's Melange, Inc.	412,211	\$515.26	2011-63829	5/14/2012	385,000	\$34.01	6.60%	6/6/2012	7/2/2012
Tax Year 2011	038-224-000-00005	Samu N tjuna	751,053	\$938.82	2010-67006	5/23/2012	751,053	\$0.00	0.00%	N/A	N/A
Tax Year 2011	044-185-000-00012	Richmond Corp	20,929,733	n/a	2009-60327	6/8/2012	19,821,835	n/a	n/a	n/a	n/a
Tax Year 2011	044-225-000-00055	Thomas A Wertheim Trustee	936,834	\$1,171.04	2010-76837	7/3/2012	750,000	\$233.54	19.94%	8/10/2012	8/30/2012
Tax Year 2011	033-195-000-00009	Callaway TJ & M F Kramer	400,222	\$500.28	101-11-000428	7/12/2012	309,450	\$113.47	22.68%	8/10/2012	8/30/2012
Tax Year 2011	036-040-000-00023	Memorial Trials Apartments	534,383	\$500.28	2011-62696	8/10/2012	534,383	\$0.00	0.00%	NA	NA
Tax Year 2011	026-174-000-00001	KNA PARTNERS	2,537,730	\$2,062.50	2011-56207	8/8/2012	1,637,850	\$15.19	0.74%	8/23/2012	8/30/2012
Tax Year 2011	026-174-000-00006	KNA PARTNERS	434,575	NA	2011-56207	8/8/2012	434,575	\$0.00	0.00%	NA	NA
Tax Year 2011	026-174-000-00007	KNA PARTNERS	1,200,000	\$1,500.00	2011-56207	8/8/2012	1,167,820	\$40.22	2.68%	8/23/2012	8/30/2012
Tax Year 2011	123-695-001-00001	WEST DALLAS WAUGH LTD	4,116,855	\$5,146.07	2011-56388	8/9/2012	3,644,000	\$591.07	11.49%	8/23/2012	8/30/2012
Tax Year 2011	054-035-000-00011	GARY MOSLEY	386,631	\$483.29	2011-57066	8/9/2012	322,000	\$86.45	17.89%	8/23/2012	8/30/2012
Tax Year 2011	026-056-004-00010	Shepherd Inv LP	119,880	no change	2011-57702	9/24/2012	119,880	na	na	na	na
Tax Year 2011	026-057-005-00010	Shepherd Inv LP	119,700	no change	2011-57702	9/24/2012	119,700	na	na	na	na
Tax Year 2011	044-260-000-00001	Shepherd Inv LP	12,662,500	\$15,828.13	2011-57702	9/24/2012	12,204,465	\$572.54	3.62%	10/10/2012	11/5/2012
Tax Year 2011	044-260-000-00005	Shepherd Inv LP	2,431,800	no change	2011-57702	9/24/2012	2,431,800	na	na	na	na
Tax Year 2011	044-260-000-00009	Shepherd Inv LP	1,024,155	no change	2011-57702	9/24/2012	1,024,155	na	na	na	na
Tax Year 2011	033-194-000-00001	4900 Travis Investments LLC	850,000	\$1,062.50	2011-63077	10/26/2011	800,000	\$62.50	5.88%	11/21/2012	11/30/2012
Tax Year 2011	018-027-000-00004	Littell Properties	1,146,400	\$1,433.00	2011-62988	10/26/2012	1,122,246	\$30.19	2.11%	12/7/2012	12/31/2012
Tax Year 2011	039-223-000-00021	Andover Properties LTD	873,080	\$820.00	2011-47947	11/14/2012	720,111	\$191.21	23.32%	revd	12/31/2012
Tax Year 2011	044-184-000-0151	Andover Richmond Apts LTD	6,825,919	\$5,125.00	2011-47947	11/14/2012	5,691,645	\$1,417.72	27.66%	revd	12/31/2012
Tax Year 2011	051-072-000-00005	John Hunter Wright Jr Gst Tr	484,126	\$605.16	2011-63251	11/30/2012	427,935	\$70.24	11.61%	RCVD	12/31/2012
Tax Year 2011	051-072-000-00006	John Hunter Wright Jr Gst Tr	411,480	no change	2011-63251	11/30/2012	411,480	\$0.00	0.00%	RCVD	na
			163,095.931				152,876.379				
			51								

Unsettled	Tax Year 2011	052-357-000-00014	Allied American Bank	2,802,946	2011-57433						
Tax Year 2011	044-228-000-00005	Amreit	3,300,000		2011-57633						
Tax Year 2011	036-040-000-00006	2007 Museum Place LTD	718,313	\$897.89	2011-62762	1/4/2013	700,000	\$22.89	2.55%	1/28/2013	
Tax Year 2011	018-004-000-00003	AK California Ventures LTD	677,265	\$846.58	2011-63066	1/3/2013	661,462	\$19.75	2.33%	1/28/2013	
Tax Year 2011	018-004-000-00018	AK California Ventures LTD	543,255	\$679.09	2011-63066	1/3/2013	536,251	\$8.76	1.29%	1/28/2013	
Tax Year 2011	026-191-000-00014	DWA Forty Five Inc	753,522	\$941.90	2011-63266	1/3/2013	742,000	\$14.40	1.53%	1/28/2013	
Tax Year 2011	132-059-001-00001	M A D 88 Real Est LTD Pts	7,010,000		2011-63331						
Tax Year 2011	044-225-000-0163	Follensby Corp N V	1,185,000		2011-63588						
Tax Year 2011	018-019-000-00008	Copeland Brian M	854,250		2011-64061						
Tax Year 2011	018-060-000-00005	Brian Copeland	880,000		2011-64070						
Tax Year 2011	052-066-061-00007	SWF Foods LLC	696,780		2011-64295						
Tax Year 2011	057-121-000-00025	Portsmouth Apartments LTD	600,000		2011-64373						
Tax Year 2011	056-121-000-00007	Dearborn Place LLC	455,000		2011-69983						
Tax Year 2011	052-363-000-00012	Orville & Alberta Ye Arout Joint Trust	335,107		2011-70197						
Tax Year 2011	029-161-000-00004	1732 LP	789,800		2011-70211						
Tax Year 2011	026-058-007-00004	Demeris Properties LTD	635,188		2011-70479						
Tax Year 2011	037-093-000-00002	Demeris Properties LTD	483,086		2011-70479						
Tax Year 2011	Total	Unsettled Accounts, original value	22,719,512								
Tax Year 2011	Total	Unsettled Accounts, number of accounts	17								

Harris County Improvement District No. 11 Lawsuit and Arbitration Status Detail as of 12/07/2012

Tax Year	CAD No.	Owner Name	Original Value	Assessment Collected	Cause Number	Date Settled	Total Settled Value	Reduction in Assessment	% Reduction in Assessment	Designation Form Sent	Refund Notice Sent to Bkpr
Tax Year 2012											
Settled											
Tax Year 2012	035-004-000-0002	C P Investments Trust	459,156	\$573.95	2012-40528	UNKNOWN	375,000	\$105.20	18.33%	DUE	
			459,156				375,000				
			1								
Unsettled											
Tax Year 2012	064-230-002-0020	Cash Catherine N Trustee	302,205	\$377.76	101-12-000037	12/6/2012	270,830	\$39.22	10.38%	DUE	
Tax Year 2012	036-020-000-0001	Samet Eric Et Al	813,825		101-12-000439						
Tax Year 2012	056-121-000-0011	Winters James A	469,732		101-12-000446						
Tax Year 2012	037-094-000-0001	Sam Campise Enterprise Inc	509,579		101-12-000592						
Tax Year 2012	018-001-000-0003	1318 Property Inc	449,829		101-12-000632						
Tax Year 2012	018-001-000-0004	1318 Property Inc	284,918		101-12-000632						
Tax Year 2012	036-027-000-0003	Quenby Properties Ltd Co	887,244		101-12-000678						
Tax Year 2012	132-059-001-0001	M A D 88 Real Est LTD Pts	7,179,000		2011-63331						
Tax Year 2012	052-066-061-0007	SWF Foods LLC	722,034		2011-64295						
Tax Year 2012	044-225-000-0001	Weingarten Realty	2,746,260		2012-45694						
Tax Year 2012	044-225-000-0002	Weingarten Realty Investors	8,406,245		2012-45694						
Tax Year 2012	044-225-000-0005	Weingarten Realty Investors	765,976		2012-45694						
Tax Year 2012	044-225-000-0105	Weingarten Realty Investors	2,226,039		2012-45694						
Tax Year 2012	044-225-000-0110	Weingarten Realty Investors	349,957		2012-45694						
Tax Year 2012	044-225-000-0145	Weingarten Realty Investors	4,461,602		2012-45694						
Tax Year 2012	044-225-000-0168	Weingarten Realty Investors	3,050,011		2012-45694						
Tax Year 2012	044-225-000-0169	Weingarten Realty Investors	10,890,187		2012-45694						
Tax Year 2012	044-225-000-0170	Weingarten Realty Investors	12,460,919		2012-45694						
Tax Year 2012	044-225-000-0171	Weingarten Realty Investors	7,685,633		2012-45694						
Tax Year 2012	044-225-000-0173	Weingarten Realty Investors	12,863,416		2012-45694						
Tax Year 2012	026-174-000-0001	KNA Partners	3,000,000		2012-46815						
Tax Year 2012	026-174-000-0006	KNA Partners	443,975		2012-46815						
Tax Year 2012	026-174-000-0007	KNA Partners Tower Inc	1,405,000		2012-46815						
Tax Year 2012	052-357-000-0014	Allied American Bank	3,266,369		2012-47058						
Tax Year 2012	018-023-000-0001	Inner Loop Holdings LTD	613,500	\$766.88	2012-49311	1/10/2013	500,000	\$141.88	18.50%	1/28/2013	
Tax Year 2012	132-719-001-0001	Texas Abercrombie Family Int LTD	2,026,845		2012-49653						
Tax Year 2012	132-719-001-0002	Texas Abercrombie Family Int LTD	20,938,793		2012-49653						
Tax Year 2012	123-695-001-0001	West Dallas Waugh LTD	4,650,000		2012-52134						
Tax Year 2012	044-255-000-0055	WERTHEIM THOMAS A TRUSTEE	980,790		2012-53396						
Tax Year 2012	128-639-001-0001	WESTHEIMER APARTMENTS LP	33,014,000		2012-54016						
Tax Year 2012	128-648-001-0001	4310 DUNLAVY LLC	31,212,077		2012-54018						
Tax Year 2012	052-066-061-0006	G & I VII 2323 SOUTH SHEPHERD LP	12,100,000		2012-55304						
Tax Year 2012	026-058-007-0006	DEMERS PROPERTIES LTD	625,000		2012-55594						
Tax Year 2012	026-058-007-0008	DEMERS PROPERTIES LTD	911,528		2012-55594						
Tax Year 2012	052-061-039-0012	MOSLEY GARY	400,000		2012-55616						
Tax Year 2012	054-035-000-0011	MOSLEY GARY B	340,000		2012-55616						
Tax Year 2012	038-223-000-0001	Takara Associates LP	2,713,446		2012-58241						
Tax Year 2012	051-072-000-0005	John Hunter Wright Jr Gst Tr	449,000		2012-58383						
Tax Year 2012	051-072-000-0006	John Hunter Wright Jr Gst Tr	411,480		2012-58383						
Tax Year 2012	026-058-008-0001	HENLAM INC	1,728,288		2012-58906						
Tax Year 2012	026-056-004-0010	Shepherd Investors LP	119,880		2012-59250						

Harris County Improvement District No. 11 Lawsuit and Arbitration Status Detail as of 12/07/2012

Tax Year	CAD No.	Owner Name	Original Value	Assessment Collected	Cause Number	Date Settled	Total Settled Value	Reduction in Assessment	% Reduction in Assessment	Designation Form Sent	Refund Notice Sent to Bkpr
Tax Year 2012	026-057-0005-0010	Shepherd Investors LP	119,700		2012-59250						
Tax Year 2012	044-260-0000-0001	Shepherd Investors LP	14,650,000		2012-59250						
Tax Year 2012	044-260-0000-0005	W T Peckinpah Est Prop	2,431,800		2012-59250						
Tax Year 2012	044-260-0000-0009	Peckinpah W T Jr Et Al	1,024,155		2012-59250						
Tax Year 2012	044-228-0000-0005	Amreit	3,746,000		2012-59895						
Tax Year 2012	044-222-0000-0145	McBride Randy Dr	1,105,016		2012-62187						
Tax Year 2012	033-194-0000-0001	4900 Travis Investments LLC	850,000		2012-62216						
Tax Year 2012	018-027-0000-0004	Litell Properties	1,325,000		2012-62307						
Tax Year 2012	057-121-0000-0025	Portsmouth Apartments Ltd	643,000		2012-62340						
Tax Year 2012	026-173-0000-0001	173 LP	787,383		2012-62355						
Tax Year 2012	026-173-0000-0017	Houston Westmont LP	989,604		2012-62370						
Tax Year 2012	026-173-0000-0163	Houston Westmont LP	6,991,777		2012-62370						
Tax Year 2012	026-191-0000-0014	Follensby Corp N V	1,244,000		2012-62421						
Tax Year 2012	044-225-0000-0156	2808 Richmond Partners LP	1,510,460		2012-62505						
Tax Year 2012	044-222-0000-0110	DWA Forty Five Inc	675,000		2012-62534						
Tax Year 2012	044-222-0000-0157	Plaza JJP LLC	271,680		2012-64643						
Tax Year 2012	044-222-0000-0170	Plaza JJP LLC	52,760		2012-64643						
Tax Year 2012	044-222-0000-0170	Plaza JJP LLC	929,160		2012-64643						
Tax Year 2012	044-225-0000-0030	Plaza JJP LLC	101,080		2012-64643						
Tax Year 2012	044-225-0000-0140	Plaza JJP LLC	2,095,040		2012-64643						
Tax Year 2012	121-712-001-0001	Katz Real Estate LP	550,280		2012-68708						
Tax Year 2012	Total	Unsettled Accounts, original value	1,105,089								
Tax Year 2012	Total	Unsettled Accounts, number of accounts	242,072,566								
Tax Year 2012	Total	Unsettled Accounts, number of accounts	63								

Cumulative	Grand Total	Unsettled Accounts, original value	305,112,395
Settled Cumulative	Grand Total	Unsettled Accounts, original value	326,149,409
Unsettled Cumulative	Grand Total	Unsettled Accounts, number of accounts	104
Unsettled Cumulative	Grand Total	Unsettled Accounts, original value	267,775,828
Unsettled Cumulative	Grand Total	Unsettled Accounts, number of accounts	83

Color Legend

Light Gray	Settled previously
Yellow	Settled as of this report
White	Unsettled
Pink	Unsettled and new since previous report

Abbreviations

NA	Not applicable
----	----------------

Harris County Improvement District No. 11 Lawsuit and Arbitration Status Detail as of 12/07/2012

Jur 939

Tax Year	CAD No.	Owner Name	Original Value	Assessment Collected	Cause Number	Date Settled	Total Settled Value	Reduction in Assessment	% Reduction in Assessment	Designation Form Sent	Refund Notice Sent to Bkpr
	DELQ	Refund was not issued -- Reduction in assessment was applied to the account, and account still has a balance due.									
	PAID	Refund was not issued -- Reduction in assessment was applied to the account, and account is now paid in full.									
	BASA	Billed at settled amount -- Account had not been billed for this tax year before the lawsuit was settled; so account was adjusted (if needed) and billed at the settled amount.									
	NYB	Not yet billed									
	NYC	Not yet certified									

MONTROSE MANAGEMENT DISTRICT
CITY OF HOUSTON
HARRIS COUNTY, TEXAS

AGENDA MEMORANDUM

TO: Montrose Management District Board of Directors
FROM: Executive Director
SUBJECT: Agenda Item Materials

5. Receive and consider the District's monthly financial report and pay invoices.



MUNICIPAL ACCOUNTS
& CONSULTING, L.P.

Montrose Management District

Bookkeeper's Report

February 11, 2013

Montrose Management District
Cash Flow Report - Checking Account
As of February 11, 2013

Num	Name	Memo	Amount	Balance
BALANCE AS OF 1/15/2013				\$9,970.24
Receipts				
	Wire Transfer		18,611.20	
	Wire Transfer		8,794.60	
	Interest		9.43	
	Wire Transfer		40,746.00	
	Wire Transfer		19,254.00	
Total Receipts				87,415.23
Disbursements				
3350	John Hunter Wright Jr GST TR	VOID: Assessment Refund	0.00	
3370	Bankcard Center	Credit Card Expenses	(155.59)	
3371	Cracked Fox	Graphic Design & Marketing Services	(457.31)	
3372	Aaron M Day	Security Expense	(2,552.10)	
3373	Adalberto R Ramos	Security Expense	(1,479.21)	
3374	Brian M Alms	Security Expense	(930.88)	
3375	Chad J Wall	Security Expense	(1,479.21)	
3376	John E Obenhaus	Security Expense	(1,676.71)	
3377	Joseph C Mabasa	Security Expense	(1,592.35)	
3378	Juan Arroyo	Security Expense	(585.60)	
3379	Lee T Jaquarya	Security Expense	(2,221.36)	
3380	Leon Laureano.	Security Expense	(929.25)	
3381	Mandy Arroyo.	Security Expense	(1,059.40)	
3382	Ricardo Gonzales	Security Expense	(679.74)	
3383	Richard J Bass	Security Expense	(898.88)	
3384	Sean M Blevins	Security Expense	(898.88)	
3385	Todd L Thibodeaux	Security Expense	(827.10)	
3386	Victor Beserra.	Security Expense / Coordinator Fee	(3,318.07)	
3387	Andover Properties Ltd.	Assessment Refund	(989.47)	
3388	C P Investments Trust	Assessment Refund	(105.20)	
3389	John Hunter Wright Jr GST TR	To Replace Ck# 3350	(70.24)	
3390	Linda J Kelly	Assessment Refund	(103.63)	
3391	Naomitsu & Maemi Yoshida	Assessment Refund	(78.45)	
3392	Paul T. Barr	Assessment Refund	(1,004.43)	
3393	Scott Apartments	Assessment Refund	(422.93)	
3394	Takis or Angela Panousis	Assessment Refund	(673.96)	
3395	5020 Investments Ltd	Office Lease Expense	(1,200.00)	
3396	ASE Security Solutions, LLC	Mobile Camera Program	(3,230.00)	
3397	Blank Rome LLP	Legal Fees	(3,458.50)	
3398	Bracewell & Giuliani LLP	Legal Fees - General Counsel	(1,616.00)	
3399	Cracked Fox	Graphic Design & Marketing Services	(2,500.00)	
3400	Dennis C. Beedon	Buisness Ambassador Program Services	(1,600.00)	
3401	e-Vision 1 Productions, LLC	MMD Video Archive	(2,500.00)	
3402	Equi-Tax, Inc.	Tax Services	(1,374.34)	
3403	Greater East End Management District	Graffiti Abatement Services	(6,400.00)	
3404	Hawes Hill Calderon, LLP	Consulting & Admin Fee	(17,429.09)	
3405	Lawrence & Associates	Economic Development	(1,406.72)	
3406	Lyn Ann Williams	Social Media Outreach	(5,000.00)	
3407	Mago's Print Shop	Marketing Expenses	(725.00)	
3408	Minuteman Press - Post Oak	Printing Expenses	(1,807.14)	
3409	Municipal Accounts & Consulting, L.P.	Bookkeeping Fees	(2,520.30)	
3410	Perdue Brandon, Fielder, Collins & Mort	Delinquent Tax Coll	(183.21)	

Montrose Management District
Cash Flow Report - Checking Account
 As of February 11, 2013

Num	Name	Memo	Amount	Balance
Disbursements				
3411	Shooter and Lindsey, Inc.	Landscape Maintenance	(1,053.00)	
3412	Vinson & Elkins, LLP	Legal Fees-Special Counsel	(67.50)	
Wire	United States Treasury	Monthly Payroll Expenses	<u>(8,376.52)</u>	
Total Disbursements				<u>(87,637.27)</u>
BALANCE AS OF 2/11/2013				<u><u>\$9,748.20</u></u>

Montrose Management District

Account Balances

As of February 11, 2013

Financial Institution (Acct Number)	Issue Date	Maturity Date	Interest Rate	Account Balance	Notes
Fund: Operating					
Certificates of Deposit					
BANK OF HOUSTON (XXXX0143)	09/15/2012	02/14/2013	0.25 %	50,000.00	East Zone
ALLEGIANCE BANK (XXXX8246)	10/15/2012	03/14/2013	0.30 %	50,000.00	East Zone
ALLEGIANCE BANK (XXXX8452)	10/15/2012	03/14/2013	0.30 %	50,000.00	West Zone
IBC BANK (XXXX6061)	11/15/2012	04/14/2013	0.30 %	50,000.00	East Zone
IBC BANK (XXXX6088)	11/15/2012	04/14/2013	0.30 %	50,000.00	West Zone
IBC BANK (XXXX6355)	12/11/2012	05/10/2013	0.30 %	50,000.00	West Zone
IBC BANK (XXXX6363)	12/11/2012	05/10/2013	0.30 %	50,000.00	East Zone
GREEN BANK (XXXX0169)	01/13/2013	07/15/2013	0.40 %	50,000.00	East Zone
Money Market Funds					
COMPASS BANK-PREMIER (XXXX2019)	03/20/2012		0.20 %	358,599.50	(East Zone) Tax
COMPASS BANK-PREMIER (XXXX2086)	03/20/2012		0.20 %	634,242.54	(West Zone) Tax
Checking Account(s)					
TRADITION BANK (XXXX9069)			0.25 %	9,748.20	Checking Account
Totals for Operating Fund:				\$1,402,590.24	
Grand total for Montrose Management District:				\$1,402,590.24	

Montrose Management District
Summary of Pledged Securities
 As of February 11, 2013

Financial Institution: ALLEGIANCE BANK		
Total CDs, MM:	\$100,000.00	Collateral Security Required: No
Less FDIC coverage:	\$250,000.00	Collateral Security Agreement On File: No
Total pledged securities:	\$0.00	Investment Policy Received: Yes
Ratio of pledged securities to investments:	N/A	
Financial Institution: BANK OF HOUSTON		
Total CDs, MM:	\$50,000.00	Collateral Security Required: No
Less FDIC coverage:	\$250,000.00	Collateral Security Agreement On File: No
Total pledged securities:	\$0.00	Investment Policy Received: Yes
Ratio of pledged securities to investments:	N/A	
Financial Institution: COMPASS BANK-PREMIER		
Total CDs, MM:	\$992,842.04	Collateral Security Required: Yes
Less FDIC coverage:	\$250,000.00	Collateral Security Agreement On File: Yes
Total pledged securities:	\$1,017,756.39	Investment Policy Received: Yes
Ratio of pledged securities to investments:	137.00 %	
Financial Institution: GREEN BANK		
Total CDs, MM:	\$50,000.00	Collateral Security Required: No
Less FDIC coverage:	\$250,000.00	Collateral Security Agreement On File: No
Total pledged securities:	\$0.00	Investment Policy Received: Yes
Ratio of pledged securities to investments:	N/A	
Financial Institution: IBC BANK		
Total CDs, MM:	\$200,000.00	Collateral Security Required: No
Less FDIC coverage:	\$250,000.00	Collateral Security Agreement On File: No
Total pledged securities:	\$0.00	Investment Policy Received: Yes
Ratio of pledged securities to investments:	N/A	
Financial Institution: TRADITION BANK (Depository Bank)		
Total CDs, MM, and Checking Accounts:	\$9,748.20	Collateral Security Required: No
Less FDIC coverage:	\$250,000.00	Collateral Security Agreement On File: Yes
Total pledged securities:	\$0.00	Investment Policy Received: Yes
Ratio of pledged securities to investments:	N/A	

Montrose Management District
Revenue & Expenditures East Zone
January 2013

Ordinary Revenue/Expense	Jan 13	Budget	\$ Over Budget	% of Budget	Jan 13	YTD Budget	\$ Over Budget	% of Budget	Annual Budget
Revenue									
14110 · Assessments	208,377.62	122,947.59	85,430.03	169.49%	208,377.62	122,947.59	85,430.03	169.49%	424,319.00
14112 · Assessment Refunds	612.41	727.37	(114.96)	84.2%	612.41	727.37	(114.96)	84.2%	8,728.00
14310 · Penalties & Interest	(31.79)	833.37	(865.16)	(3.82%)	(31.79)	833.37	(865.16)	(3.82%)	10,000.00
14370 · Interest Earned on Temp. Invest	30.80	16.13	14.67	190.95%	30.80	16.13	14.67	190.95%	194.00
14380 · Interest	3.03	2.63	0.40	115.21%	3.03	2.63	0.40	115.21%	32.00
14390 · Ending FY 2012 Fund Balance	3,264.25	3,264.25	0.00	100.0%	3,264.25	3,264.25	0.00	100.0%	39,171.00
Total Revenue	212,256.32	127,791.34	84,464.98	166.1%	212,256.32	127,791.34	84,464.98	166.1%	482,444.00
Expense									
Business Development									
16124 · Marketing & Public Rel Director	966.40	966.38	0.02	100.0%	966.40	966.38	0.02	100.0%	11,597.00
16125 · Marketing & Public Relations	4,620.75	7,397.37	(2,776.62)	62.47%	4,620.75	7,397.37	(2,776.62)	62.47%	88,768.00
16131 · Web Site Development	0.00	384.00	(384.00)	0.0%	0.00	384.00	(384.00)	0.0%	4,608.00
16135 · Economic Development Services	320.90	1,013.37	(692.47)	31.67%	320.90	1,013.37	(692.47)	31.67%	12,160.00
16140 · Web Site Main./Host/I.T.	0.00	160.00	(160.00)	0.0%	0.00	160.00	(160.00)	0.0%	1,920.00
16141 · GIS Services	132.42	320.00	(187.58)	41.38%	132.42	320.00	(187.58)	41.38%	3,840.00
Total Business Development	6,040.47	10,241.12	(4,200.65)	58.98%	6,040.47	10,241.12	(4,200.65)	58.98%	122,893.00
Mobility & Transportation									
17001 · Transportation Inv. Contract	0.00	1,066.63	(1,066.63)	0.0%	0.00	1,066.63	(1,066.63)	0.0%	12,800.00
17010 · Engineering Services	0.00	2,666.63	(2,666.63)	0.0%	0.00	2,666.63	(2,666.63)	0.0%	32,000.00
17030 · Mobility Projects	0.00	4,011.25	(4,011.25)	0.0%	0.00	4,011.25	(4,011.25)	0.0%	48,135.00
Total Mobility & Transportation	0.00	7,744.51	(7,744.51)	0.0%	0.00	7,744.51	(7,744.51)	0.0%	92,935.00
Project Staffing & Admin									
16150 · Admin & Management	673.90	668.62	5.28	100.79%	673.90	668.62	5.28	100.79%	8,023.00
16160 · Reimbursable Expenses	133.41	427.87	(294.46)	31.18%	133.41	427.87	(294.46)	31.18%	5,134.00
16170 · Reimbursable Mileage	152.44	133.75	18.69	113.97%	152.44	133.75	18.69	113.97%	1,605.00
16180 · Postage, Deliveries	10.06	34.75	(24.69)	28.95%	10.06	34.75	(24.69)	28.95%	417.00
16190 · Printing & Reproduction	205.81	187.13	18.68	109.98%	205.81	187.13	18.68	109.98%	2,246.00
16200 · Public Notices, Advertising	0.00	213.88	(213.88)	0.0%	0.00	213.88	(213.88)	0.0%	2,567.00
16210 · Project Management	1,251.52	1,260.75	(9.23)	99.27%	1,251.52	1,260.75	(9.23)	99.27%	15,129.00
16215 · Director Of Services	2,157.00	2,157.00	0.00	100.0%	2,157.00	2,157.00	0.00	100.0%	25,884.00
16220 · Legal Services	0.00	641.87	(641.87)	0.0%	0.00	641.87	(641.87)	0.0%	7,702.00
16250 · Bookkeeping	393.11	417.13	(24.02)	94.24%	393.11	417.13	(24.02)	94.24%	5,006.00
16260 · Assess Data Mgmt & Billing Svcs	441.03	588.37	(147.34)	74.96%	441.03	588.37	(147.34)	74.96%	7,060.00
16270 · Office Supplies	0.00	80.25	(80.25)	0.0%	0.00	80.25	(80.25)	0.0%	963.00
16280 · Other	6.10	16.12	(10.02)	37.84%	6.10	16.12	(10.02)	37.84%	193.00
16290 · Office Lease Space	385.08	417.13	(32.05)	92.32%	385.08	417.13	(32.05)	92.32%	5,006.00
16291 · Office Equipment	0.00	66.87	(66.87)	0.0%	0.00	66.87	(66.87)	0.0%	802.00

Montrose Management District
Revenue & Expenditures East Zone
January 2013

	Jan 13	Budget	\$ Over Budget	% of Budget	Jan 13	YTD Budget	\$ Over Budget	% of Budget	Annual Budget
16340 - Auditing Fees	0.00	0.00	0.00	0.0%	0.00	0.00	0.00	0.0%	3,530.00
16530 - Insurance & Surety Bond	0.00	0.00	0.00	0.0%	0.00	0.00	0.00	0.0%	4,849.00
Total Project Staffing & Admin	5,809.46	7,311.49	(1,502.03)	79.46%	5,809.46	7,311.49	(1,502.03)	79.46%	96,116.00
Security and Public Safety									
15415 - Vehicle Maint. & Operations	0.00	266.63	(266.63)	0.0%	0.00	266.63	(266.63)	0.0%	3,200.00
15420 - Contract Public Safety Services	8,816.86	9,866.63	(1,049.77)	89.36%	8,816.86	9,866.63	(1,049.77)	89.36%	118,400.00
15425 - Mobile Camera Program	1,266.77	1,042.88	223.89	121.47%	1,266.77	1,042.88	223.89	121.47%	12,515.00
15430 - Cell Phone	66.11	48.00	18.11	137.73%	66.11	48.00	18.11	137.73%	576.00
16100 - Store Front Equipment	0.00	27.63	(27.63)	0.0%	0.00	27.63	(27.63)	0.0%	332.00
16102 - Public Safety Equipment	9.78	133.37	(123.59)	7.33%	9.78	133.37	(123.59)	7.33%	1,600.00
16110 - Graffiti Abatement	2,053.78	1,600.00	453.78	128.36%	2,053.78	1,600.00	453.78	128.36%	19,200.00
16115 - Nuisance Abatement	0.00	1,333.37	(1,333.37)	0.0%	0.00	1,333.37	(1,333.37)	0.0%	16,000.00
Total Security and Public Safety	12,213.30	14,318.51	(2,105.21)	85.3%	12,213.30	14,318.51	(2,105.21)	85.3%	171,823.00
Visual Improvements & Cultural									
16212 - Identification Design & Install	0.00	9,715.13	(9,715.13)	0.0%	0.00	9,715.13	(9,715.13)	0.0%	116,582.00
16213 - Landscape Maintenance	1,053.00	1,250.00	(197.00)	84.24%	1,053.00	1,250.00	(197.00)	84.24%	15,000.00
16216 - Holiday Design & Install	0.00	0.00	0.00	0.0%	0.00	0.00	0.00	0.0%	19,200.00
Total Visual Improvements & Cultural	1,053.00	10,965.13	(9,912.13)	9.6%	1,053.00	10,965.13	(9,912.13)	9.6%	150,782.00
Total Expense	25,116.23	50,580.76	(25,464.53)	49.66%	25,116.23	50,580.76	(25,464.53)	49.66%	634,549.00
Net Ordinary Revenue	187,140.09	77,210.58	109,929.51	242.38%	187,140.09	77,210.58	109,929.51	242.38%	(152,105.00)
Net Revenue	187,140.09	77,210.58	109,929.51	242.38%	187,140.09	77,210.58	109,929.51	242.38%	(152,105.00)

Montrose Management District
Revenue & Expenditures West Zone
January 2013

Ordinary Revenue/Expense	Jan 13	Budget	\$ Over Budget	% of Budget	Jan 13	YTD Budget	\$ Over Budget	% of Budget	Annual Budget
Revenue									
14110-1 · Assessments.	568,025.50	283,913.58	284,111.92	200.07%	568,025.50	283,913.58	284,111.92	200.07%	888,245.00
14112-1 · Assessment Refunds.	1,514.32	1,522.63	(8.31)	99.45%	1,514.32	1,522.63	(8.31)	99.45%	18,272.00
14310-1 · Penalties & Interest.	(23.59)	1,250.00	(1,273.59)	(1.89%)	(23.59)	1,250.00	(1,273.59)	(1.89%)	15,000.00
14370-1 · Interest Earned on Temp. Inves	0.00	33.87	(33.87)	0.0%	0.00	33.87	(33.87)	0.0%	406.00
14380-1 · Interest.	6.40	5.63	0.77	113.68%	6.40	5.63	0.77	113.68%	68.00
14390-1 · Ending FY 2012 Fund Balance	6,833.25	6,833.25	0.00	100.0%	6,833.25	6,833.25	0.00	100.0%	81,999.00
Total Revenue	576,355.88	293,558.96	282,796.92	196.33%	576,355.88	293,558.96	282,796.92	196.33%	1,003,990.00
Expense									
Business Development									
16124-1 · Marketing & Public Rel Dir	2,045.10	2,045.12	(0.02)	100.0%	2,045.10	2,045.12	(0.02)	100.0%	24,541.00
16125-1 · Marketing & Public Relation	7,992.51	15,719.37	(7,726.86)	50.85%	7,992.51	15,719.37	(7,726.86)	50.85%	188,632.00
16131-1 · Web Site Development.	0.00	816.00	(816.00)	0.0%	0.00	816.00	(816.00)	0.0%	9,792.00
16135-1 · Economic Development Service	679.10	2,153.37	(1,474.27)	31.54%	679.10	2,153.37	(1,474.27)	31.54%	25,840.00
16140-1 · Web Site Main./Host/I.T..	0.00	340.00	(340.00)	0.0%	0.00	340.00	(340.00)	0.0%	4,080.00
16141-1 · GIS Services.	280.24	680.00	(399.76)	41.21%	280.24	680.00	(399.76)	41.21%	8,160.00
Total Business Development	10,996.95	21,753.86	(10,756.91)	50.55%	10,996.95	21,753.86	(10,756.91)	50.55%	261,045.00
Mobility & Transportation									
17001-1 · Transportation Inv. Contract.	0.00	2,266.63	(2,266.63)	0.0%	0.00	2,266.63	(2,266.63)	0.0%	27,200.00
17010-1 · Engineering Services.	0.00	5,666.63	(5,666.63)	0.0%	0.00	5,666.63	(5,666.63)	0.0%	68,000.00
17030-1 · Mobility Projects.	0.00	8,488.75	(8,488.75)	0.0%	0.00	8,488.75	(8,488.75)	0.0%	101,865.00
Total Mobility & Transportation	0.00	16,422.01	(16,422.01)	0.0%	0.00	16,422.01	(16,422.01)	0.0%	197,065.00
Project Staffing & Admin									
16150-1 · Admin & Management	1,426.10	1,414.75	11.35	100.8%	1,426.10	1,414.75	11.35	100.8%	16,977.00
16160-1 · Reimbursable Expenses.	282.31	905.50	(623.19)	31.18%	282.31	905.50	(623.19)	31.18%	10,866.00
16170-1 · Reimbursable Mileage.	322.59	282.88	39.71	114.04%	322.59	282.88	39.71	114.04%	3,395.00
16180-1 · Postage, Deliveries	21.31	73.62	(52.31)	28.95%	21.31	73.62	(52.31)	28.95%	883.00
16190-1 · Printing & Reproduction	435.54	396.13	39.41	109.95%	435.54	396.13	39.41	109.95%	4,754.00
16200-1 · Public Notices, Advertising	0.00	452.75	(452.75)	0.0%	0.00	452.75	(452.75)	0.0%	5,453.00
16210-1 · Project Management	2,648.48	2,639.25	9.23	100.35%	2,648.48	2,639.25	9.23	100.35%	31,671.00
16215-1 · Director Of Services	4,564.67	4,564.63	0.04	100.0%	4,564.67	4,564.63	0.04	100.0%	54,776.00
16220-1 · Legal Services.	0.00	1,358.13	(1,358.13)	0.0%	0.00	1,358.13	(1,358.13)	0.0%	16,298.00
16250-1 · Bookkeeping.	831.89	882.87	(50.98)	94.23%	831.89	882.87	(50.98)	94.23%	10,594.00
16260-1 · Assess Data Mgmt & Billing Svc	933.31	1,245.00	(311.69)	74.97%	933.31	1,245.00	(311.69)	74.97%	14,940.00
16270-1 · Office Supplies.	0.00	169.75	(169.75)	0.0%	0.00	169.75	(169.75)	0.0%	2,037.00
16280-1 · Other.	12.90	33.88	(20.98)	38.08%	12.90	33.88	(20.98)	38.08%	407.00
16290-1 · Office Lease Space.	814.92	882.87	(67.95)	92.3%	814.92	882.87	(67.95)	92.3%	10,594.00
16291-1 · Office Equipment.	0.00	141.50	(141.50)	0.0%	0.00	141.50	(141.50)	0.0%	1,698.00

Montrose Management District
Revenue & Expenditures West Zone
January 2013

	Jan 13	Budget	\$ Over Budget	% of Budget	Jan 13	YTD Budget	\$ Over Budget	% of Budget	Annual Budget
16340-1 - Auditing Fees.	0.00	0.00	0.00	0.0%	0.00	0.00	0.00	0.0%	7,470.00
16530-1 - Insurance & Surety Bond.	0.00	0.00	0.00	0.0%	0.00	0.00	0.00	0.0%	10,151.00
Total Project Staffing & Admin	12,294.02	15,443.51	(3,149.49)	79.61%	12,294.02	15,443.51	(3,149.49)	79.61%	202,944.00
Security and Public Safety									
15415-1 - Vehicle Maint. & Operations.	0.00	566.63	(566.63)	0.0%	0.00	566.63	(566.63)	0.0%	6,800.00
15420-1 - Contract Public Safety Service	18,591.64	20,966.63	(2,374.99)	88.67%	18,591.64	20,966.63	(2,374.99)	88.67%	251,600.00
15425-1 - Mobile Camera Program.	2,680.73	2,207.12	473.61	121.46%	2,680.73	2,207.12	473.61	121.46%	26,485.00
15430-1 - Cell Phone.	139.89	102.00	37.89	137.15%	139.89	102.00	37.89	137.15%	1,224.00
16100-1 - Store Front Equipment.	0.00	55.63	(55.63)	0.0%	0.00	55.63	(55.63)	0.0%	668.00
16102-1 - Public Safety Equipment.	20.69	283.37	(262.68)	7.3%	20.69	283.37	(262.68)	7.3%	3,400.00
16110-1 - Graffiti Abatement.	4,346.22	3,400.00	946.22	127.83%	4,346.22	3,400.00	946.22	127.83%	40,800.00
16115-1 - Nuisance Abatement.	0.00	2,833.37	(2,833.37)	0.0%	0.00	2,833.37	(2,833.37)	0.0%	34,000.00
Total Security and Public Safety	25,779.17	30,414.75	(4,635.58)	84.76%	25,779.17	30,414.75	(4,635.58)	84.76%	364,977.00
Visual Improvements & Cultural									
16212-1 - Identification Design & Install	0.00	20,644.87	(20,644.87)	0.0%	0.00	20,644.87	(20,644.87)	0.0%	247,738.00
16216-1 - Holiday Design & Install.	0.00	0.00	0.00	0.0%	0.00	0.00	0.00	0.0%	40,800.00
Total Visual Improvements & Cultural	0.00	20,644.87	(20,644.87)	0.0%	0.00	20,644.87	(20,644.87)	0.0%	288,538.00
Total Expense	49,070.14	104,679.00	(55,608.86)	46.88%	49,070.14	104,679.00	(55,608.86)	46.88%	1,314,569.00
Net Ordinary Revenue	527,285.74	188,879.96	338,405.78	279.16%	527,285.74	188,879.96	338,405.78	279.16%	(310,579.00)
Net Revenue	527,285.74	188,879.96	338,405.78	279.16%	527,285.74	188,879.96	338,405.78	279.16%	(310,579.00)

Montrose Management District
Revenue & Expenditures Total Zone
January 2013

Ordinary Revenue/Expense	Jan 13	Budget	\$ Over Budget	% of Budget	Jan 13	YTD Budget	\$ Over Budget	% of Budget	Annual Budget
Revenue									
14110-1 - Assessments..	568,025.50	283,913.58	284,111.92	200.07%	568,025.50	283,913.58	284,111.92	200.07%	888,245.00
14110 - Assessments	208,377.62	122,947.59	85,430.03	169.49%	208,377.62	122,947.59	85,430.03	169.49%	424,319.00
14112-1 - Assessment Refunds.	1,514.32	1,522.63	(8.31)	99.45%	1,514.32	1,522.63	(8.31)	99.45%	18,272.00
14112 - Assessment Refunds	612.41	727.37	(114.96)	84.2%	612.41	727.37	(114.96)	84.2%	8,728.00
14310-1 - Penalties & Interest.	(23.59)	1,250.00	(1,273.59)	(1.89%)	(23.59)	1,250.00	(1,273.59)	(1.89%)	15,000.00
14310 - Penalties & Interest	(31.79)	833.37	(865.16)	(3.82%)	(31.79)	833.37	(865.16)	(3.82%)	10,000.00
14370-1 - Interest Earned on Temp. Inves	0.00	33.87	(33.87)	0.0%	0.00	33.87	(33.87)	0.0%	406.00
14370 - Interest Earned on Temp. Invest	30.80	16.13	14.67	190.95%	30.80	16.13	14.67	190.95%	194.00
14380-1 - Interest.	6.40	5.63	0.77	113.68%	6.40	5.63	0.77	113.68%	68.00
14380 - Interest	3.03	2.63	0.40	115.21%	3.03	2.63	0.40	115.21%	32.00
14390-1 - Ending FY 2012 Fund Balance	6,833.25	6,833.25	0.00	100.0%	6,833.25	6,833.25	0.00	100.0%	81,999.00
14390 - Ending FY 2012 Fund Balance	3,264.25	3,264.25	0.00	100.0%	3,264.25	3,264.25	0.00	100.0%	39,171.00
Total Revenue	788,612.20	421,350.30	367,261.90	187.16%	788,612.20	421,350.30	367,261.90	187.16%	1,486,434.00
Expense									
Business Development									
16124-1 - Marketing & Public Rel Dir	2,045.10	2,045.12	(0.02)	100.0%	2,045.10	2,045.12	(0.02)	100.0%	24,541.00
16124 - Marketing & Public Rel Director	966.40	966.38	0.02	100.0%	966.40	966.38	0.02	100.0%	11,597.00
16125-1 - Marketing & Public Relation	7,992.51	15,719.37	(7,726.86)	50.85%	7,992.51	15,719.37	(7,726.86)	50.85%	188,632.00
16125 - Marketing & Public Relations	4,620.75	7,397.37	(2,776.62)	62.47%	4,620.75	7,397.37	(2,776.62)	62.47%	88,768.00
16131-1 - Web Site Development.	0.00	816.00	(816.00)	0.0%	0.00	816.00	(816.00)	0.0%	9,792.00
16131 - Web Site Development	0.00	384.00	(384.00)	0.0%	0.00	384.00	(384.00)	0.0%	4,608.00
16135-1 - Economic Development Service	679.10	2,153.37	(1,474.27)	31.54%	679.10	2,153.37	(1,474.27)	31.54%	25,840.00
16135 - Economic Development Services	320.90	1,013.37	(692.47)	31.67%	320.90	1,013.37	(692.47)	31.67%	12,160.00
16140-1 - Web Site Main./Host/I.T.	0.00	340.00	(340.00)	0.0%	0.00	340.00	(340.00)	0.0%	4,080.00
16140 - Web Site Main./Host/I.T.	0.00	160.00	(160.00)	0.0%	0.00	160.00	(160.00)	0.0%	1,920.00
16141-1 - GIS Services.	280.24	680.00	(399.76)	41.21%	280.24	680.00	(399.76)	41.21%	8,160.00
16141 - GIS Services	132.42	320.00	(187.58)	41.38%	132.42	320.00	(187.58)	41.38%	3,840.00
Total Business Development	17,037.42	31,994.98	(14,957.56)	53.25%	17,037.42	31,994.98	(14,957.56)	53.25%	383,938.00
Mobility & Transportation									
17001-1 - Transportation Inv. Contract.	0.00	2,266.63	(2,266.63)	0.0%	0.00	2,266.63	(2,266.63)	0.0%	27,200.00
17001 - Transportation Inv. Contract	0.00	1,066.63	(1,066.63)	0.0%	0.00	1,066.63	(1,066.63)	0.0%	12,800.00
17010-1 - Engineering Services.	0.00	5,666.63	(5,666.63)	0.0%	0.00	5,666.63	(5,666.63)	0.0%	68,000.00
17010 - Engineering Services	0.00	2,666.63	(2,666.63)	0.0%	0.00	2,666.63	(2,666.63)	0.0%	32,000.00
17030-1 - Mobility Projects.	0.00	8,488.75	(8,488.75)	0.0%	0.00	8,488.75	(8,488.75)	0.0%	101,865.00
17030 - Mobility Projects	0.00	4,011.25	(4,011.25)	0.0%	0.00	4,011.25	(4,011.25)	0.0%	48,135.00
Total Mobility & Transportation	0.00	24,166.52	(24,166.52)	0.0%	0.00	24,166.52	(24,166.52)	0.0%	290,000.00
Project Staffing & Admin									
16150-1 - Admin & Management	1,426.10	1,414.75	11.35	100.8%	1,426.10	1,414.75	11.35	100.8%	16,977.00
16150 - Admin & Management	673.90	668.62	5.28	100.79%	673.90	668.62	5.28	100.79%	8,023.00
16160-1 - Reimbursable Expenses.	282.31	905.50	(623.19)	31.18%	282.31	905.50	(623.19)	31.18%	10,866.00
16160 - Reimbursable Expenses	133.41	427.87	(294.46)	31.18%	133.41	427.87	(294.46)	31.18%	5,134.00

Montrose Management District
Revenue & Expenditures Total Zone
January 2013

	Jan 13	Budget	\$ Over Budget	% of Budget	Jan 13	YTD Budget	\$ Over Budget	% of Budget	Annual Budget
16170-1 · Reimbursable Mileage.	322.59	282.88	39.71	114.04%	322.59	282.88	39.71	114.04%	3,395.00
16170 · Reimbursable Mileage	152.44	133.75	18.69	113.97%	152.44	133.75	18.69	113.97%	1,605.00
16180-1 · Postage, Deliveries	21.31	73.62	(52.31)	28.95%	21.31	73.62	(52.31)	28.95%	883.00
16180 · Postage, Deliveries	10.06	34.75	(24.69)	28.95%	10.06	34.75	(24.69)	28.95%	417.00
16190-1 · Printing & Reproduction	435.54	396.13	39.41	109.95%	435.54	396.13	39.41	109.95%	4,754.00
16190 · Printing & Reproduction	205.81	187.13	18.68	109.98%	205.81	187.13	18.68	109.98%	2,246.00
16200-1 · Public Notices, Advertising	0.00	452.75	(452.75)	0.0%	0.00	452.75	(452.75)	0.0%	5,433.00
16200 · Public Notices, Advertising	0.00	213.88	(213.88)	0.0%	0.00	213.88	(213.88)	0.0%	2,567.00
16210-1 · Project Management	2,648.48	2,639.25	9.23	100.35%	2,648.48	2,639.25	9.23	100.35%	31,671.00
16210 · Project Management	1,251.52	1,260.75	(9.23)	99.27%	1,251.52	1,260.75	(9.23)	99.27%	15,129.00
16215-1 · Director Of Services	4,564.67	4,564.63	0.04	100.0%	4,564.67	4,564.63	0.04	100.0%	54,776.00
16215 · Director Of Services	2,157.00	2,157.00	0.00	100.0%	2,157.00	2,157.00	0.00	100.0%	25,884.00
16220-1 · Legal Services.	0.00	1,358.13	(1,358.13)	0.0%	0.00	1,358.13	(1,358.13)	0.0%	16,298.00
16220 · Legal Services	0.00	641.87	(641.87)	0.0%	0.00	641.87	(641.87)	0.0%	7,702.00
16250-1 · Bookkeeping.	831.89	882.87	(50.98)	94.23%	831.89	882.87	(50.98)	94.23%	10,594.00
16250 · Bookkeeping	393.11	417.13	(24.02)	94.24%	393.11	417.13	(24.02)	94.24%	5,006.00
16260-1 · Assess Data Mgmt & Billing Svc	933.31	1,245.00	(311.69)	74.97%	933.31	1,245.00	(311.69)	74.97%	14,940.00
16260 · Assess Data Mgmt & Billing Svc	441.03	588.37	(147.34)	74.96%	441.03	588.37	(147.34)	74.96%	7,060.00
16270-1 · Office Supplies.	0.00	169.75	(169.75)	0.0%	0.00	169.75	(169.75)	0.0%	2,037.00
16270 · Office Supplies	0.00	80.25	(80.25)	0.0%	0.00	80.25	(80.25)	0.0%	963.00
16280-1 · Other.	12.90	33.88	(20.98)	38.08%	12.90	33.88	(20.98)	38.08%	407.00
16280 · Other	6.10	16.12	(10.02)	37.84%	6.10	16.12	(10.02)	37.84%	193.00
16290-1 · Office Lease Space.	814.92	882.87	(67.95)	92.3%	814.92	882.87	(67.95)	92.3%	10,594.00
16290 · Office Lease Space	385.08	417.13	(32.05)	92.32%	385.08	417.13	(32.05)	92.32%	5,006.00
16291-1 · Office Equipment.	0.00	141.50	(141.50)	0.0%	0.00	141.50	(141.50)	0.0%	1,698.00
16291 · Office Equipment	0.00	66.87	(66.87)	0.0%	0.00	66.87	(66.87)	0.0%	802.00
16340-1 · Auditing Fees.	0.00	0.00	0.00	0.0%	0.00	0.00	0.00	0.0%	7,470.00
16340 · Auditing Fees	0.00	0.00	0.00	0.0%	0.00	0.00	0.00	0.0%	3,530.00
16530-1 · Insurance & Surety Bond.	0.00	0.00	0.00	0.0%	0.00	0.00	0.00	0.0%	10,151.00
16530 · Insurance & Surety Bond	0.00	0.00	0.00	0.0%	0.00	0.00	0.00	0.0%	4,849.00
16600 · Payroll Expenses	2,891.60	3,200.00	(308.40)	90.36%	2,891.60	3,200.00	(308.40)	90.36%	38,400.00
Total Project Staffing & Admin	20,995.08	25,955.00	(4,959.92)	80.89%	20,995.08	25,955.00	(4,959.92)	80.89%	337,460.00
Security and Public Safety									
15415-1 · Vehicle Maint. & Operations.	0.00	566.63	(566.63)	0.0%	0.00	566.63	(566.63)	0.0%	6,800.00
15415 · Vehicle Maint. & Operations	0.00	266.63	(266.63)	0.0%	0.00	266.63	(266.63)	0.0%	3,200.00
15420-1 · Contract Public Safety Service	18,591.64	20,966.63	(2,374.99)	88.67%	18,591.64	20,966.63	(2,374.99)	88.67%	251,600.00
15420 · Contract Public Safety Services	8,816.86	9,866.63	(1,049.77)	89.36%	8,816.86	9,866.63	(1,049.77)	89.36%	118,400.00
15425-1 · Mobile Camera Program.	2,680.73	2,207.12	473.61	121.46%	2,680.73	2,207.12	473.61	121.46%	26,485.00
15425 · Mobile Camera Program	1,266.77	1,042.88	223.89	121.47%	1,266.77	1,042.88	223.89	121.47%	12,515.00
15430-1 · Cell Phone.	139.89	102.00	37.89	137.15%	139.89	102.00	37.89	137.15%	1,224.00
15430 · Cell Phone	66.11	48.00	18.11	137.73%	66.11	48.00	18.11	137.73%	576.00
16100-1 · Store Front Equipment.	0.00	55.63	(55.63)	0.0%	0.00	55.63	(55.63)	0.0%	668.00
16100 · Store Front Equipment	0.00	27.63	(27.63)	0.0%	0.00	27.63	(27.63)	0.0%	332.00
16102-1 · Public Safety Equipment.	20.69	283.37	(262.68)	7.3%	20.69	283.37	(262.68)	7.3%	3,400.00
16102 · Public Safety Equipment	9.78	133.37	(123.59)	7.33%	9.78	133.37	(123.59)	7.33%	1,600.00

Montrose Management District
Revenue & Expenditures Total Zone
January 2013

	Jan 13	Budget	\$ Over Budget	% of Budget	Jan 13	YTD Budget	\$ Over Budget	% of Budget	Annual Budget
16110-1 - Graffiti Abatement.	4,346.22	3,400.00	946.22	127.83%	4,346.22	3,400.00	946.22	127.83%	40,800.00
16110 - Graffiti Abatement	2,053.78	1,600.00	453.78	128.36%	2,053.78	1,600.00	453.78	128.36%	19,200.00
16115-1 - Nuisance Abatement.	0.00	2,833.37	(2,833.37)	0.0%	0.00	2,833.37	(2,833.37)	0.0%	34,000.00
16115 - Nuisance Abatement	0.00	1,333.37	(1,333.37)	0.0%	0.00	1,333.37	(1,333.37)	0.0%	16,000.00
Total Security and Public Safety	37,992.47	44,733.26	(6,740.79)	84.93%	37,992.47	44,733.26	(6,740.79)	84.93%	556,800.00
Visual Improvements & Cultural									
16212-1 - Identification Design & Install	0.00	20,644.87	(20,644.87)	0.0%	0.00	20,644.87	(20,644.87)	0.0%	247,738.00
16212 - Identification Design & Install	0.00	9,715.13	(9,715.13)	0.0%	0.00	9,715.13	(9,715.13)	0.0%	116,582.00
16213 - Landscape Maintenance	1,053.00	1,250.00	(197.00)	84.24%	1,053.00	1,250.00	(197.00)	84.24%	15,000.00
16216-1 - Holiday Design & Install.	0.00	0.00	0.00	0.0%	0.00	0.00	0.00	0.0%	40,800.00
16216 - Holiday Design & Install	0.00	0.00	0.00	0.0%	0.00	0.00	0.00	0.0%	19,200.00
Total Visual Improvements & Cultural	1,053.00	31,610.00	(30,557.00)	3.33%	1,053.00	31,610.00	(30,557.00)	3.33%	439,320.00
Total Expense	77,077.97	158,459.76	(81,381.79)	48.64%	77,077.97	158,459.76	(81,381.79)	48.64%	1,987,518.00
Net Ordinary Revenue	711,534.23	262,890.54	448,643.69	270.66%	711,534.23	262,890.54	448,643.69	270.66%	(501,084.00)
Other Revenue/Expense									
Other Revenue									
70000 - Assigned Operating Surplus	0.00	0.00	0.00	0.0%	0.00	0.00	0.00	0.0%	914,204.00
Total Other Revenue	0.00	0.00	0.00	0.0%	0.00	0.00	0.00	0.0%	914,204.00
Net Other Revenue	0.00	0.00	0.00	0.0%	0.00	0.00	0.00	0.0%	914,204.00
Net Revenue	711,534.23	262,890.54	448,643.69	270.66%	711,534.23	262,890.54	448,643.69	270.66%	413,120.00



Accounts Receivable	2022	2021	2020	2019	Previous Balance	\$51.61
Credit Issued					(\$10,000.00)	\$51.61
Available Credit					\$9,444.00	\$0.00
Statements Closing Date:				January 18, 2013	Post-Dated	\$130.59
Payments Due Date:				February 03, 2013	Other Charges	\$19.00
Amount Due Due				\$0.00	Cash Advances	\$0.00
Min Payments Due:				\$49.00	Finance Charges	\$0.00
Extra on Bill for Cash				31	New Balance	\$155.58

TOTAL "FINANCE CHARGE" PAID (IN 2012)	\$0.00
---------------------------------------	--------

Trans Date	Post Date	Reference Number	Transaction Description	Amount
01/14	01/14		LATE FEE	\$19.00
01/08	01/08	747680999BKHH3466	PAYMENT - THANK YOU	-\$91.41
TOTAL XXXXXXXXXX1551				\$99.51

JOSHUA HAWES

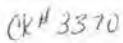
01/06	01/06	24164070720MZ1QBF	FEDEXOFFICE 00021063 HOUSTON TX	\$15.47
01/07	01/07	246231607007MGLTV	MAILCHIMP MAILCHIMP.COM GA	\$15.00
TOTAL XXXXXXXXXXXXX1490				\$30.47

GRETCHEN LARSON

01/10	01/10	24265703536VNWPS	TEXAS HILL COUNTRY OLIVE DRIPPING SPR TX	\$25.00
01/10	01/10	24427330A1JTDGNYF	H2B #30 HOUSTON TX	\$28.12
01/10	01/10	24691160007KE7VF	SQ *LAVANDE Houston TX	\$23.00
01/10	01/10	24692160007YER1R	SQ *LIAMOND H FARM Houston TX	\$10.00
01/10	01/10	24692160007YH1HJ	SQ *GRASS ON THE GO Houston TX	\$30.00

See Reverse Side for Important Information About Your Account.

50x7	5001	830	5	7	10	150113	8	PAGE 3 of 2	11	STPH	0000	AR00	01A45545	W201
------	------	-----	---	---	----	--------	---	-------------	----	------	------	------	----------	------



P O BOX 30813
SALT LAKE CITY UT 84130-0813

For prompt credit, mail payment to location shown below.
Payment sent to any other location may delay crediting your account.
Please detach this portion and return it with your payment to ensure proper credit.

Main Checks Payable to:

BANKCARD CENTER
PO BOX 30835
SALT LAKE CTY UT 84130-0835

ՀԱՅԷԼԵԿԻՆՆԵՐԻ ՄԱՍԻՆ ԵՐԱՆԵՐԻ ՄԱՍԻՆ

CONTROL ACCOUNT
MONTROSE MD
PO BOX 22167
HOUSTON TX 77227-2167

[illegible]

05066 000015398000000121351#

Approved
2/5



CK # 3371

Officer Payroll Report

Print to PDF

Jan-13						
Jan-13	Alms, Brian	24.00	\$42.00	\$1,008.00	\$0.00	\$1,008.00
Jan-13	Arroyo, Juan	18.00	\$42.00	\$672.00	\$0.00	\$672.00
Jan-13	Arroyo, Wendy	31.00	\$42.00	\$1,302.00	\$0.00	\$1,302.00
Jan-13	Bast, Richard	24.00	\$42.00	\$1,008.00	\$0.00	\$1,008.00
Jan-13	Benerra, Victor	29.00	\$42.00	\$1,218.00	\$3,500.00	\$4,718.00
Jan-13	Blevins, Sean	24.00	\$42.00	\$1,008.00	\$0.00	\$1,008.00
Jan-13	Day, Aaron	84.00	\$42.00	\$3,528.00	\$0.00	\$3,528.00
Jan-13	Gonzales, Ricardo	20.00	\$42.00	\$840.00	\$0.00	\$840.00
Jan-13	Jacquyna, Lee	72.15	\$42.00	\$3,034.50	\$0.00	\$3,034.50
Jan-13	Laureano, Leon	27.00	\$42.00	\$1,134.00	\$0.00	\$1,134.00
Jan-13	Malaba, Joseph	50.00	\$42.00	\$2,100.00	\$0.00	\$2,100.00
Jan-13	Obenhaus, John	53.00	\$42.00	\$2,226.00	\$0.00	\$2,226.00
Jan-13	Ramos, Adalberto	48.00	\$42.00	\$1,932.00	\$0.00	\$1,932.00
Jan-13	Thibodeaux, Todd	73.00	\$42.00	\$3,066.00	\$0.00	\$3,066.00
Jan-13	Wall, Chad	46.00	\$42.00	\$1,932.00	\$0.00	\$1,932.00
Period Total		15		\$29,908.50	\$3,500.00	\$27,408.50
Grand Total		35		\$23,908.50	\$3,500.00	\$27,408.50

CK# 3372-3386

**** OVERPAYMENT OF TAX NOTICE

MONTROSE MD WEST
DATE: 01/24/2013
TAX YEAR: 2011

OVERPAYMENT: \$721.65
DEPOSIT BATCH NO.: 9413124T
RECEIPT NUMBER: 94000369

OWNER NAME: BEHRINGER HARVARD MUSEUM

ACCOUNT NUMBER: 94/044/184/000/0151

PAID BY:

BEHRINGER HARVARD MUSEUM
DIST PROJECT OWNER LP
15601 DALLAS PKWY STE 600
ADDISON TX 75001-6026

DISTRICT NAME	OVERPAYMENT AMOUNT
MONTROSE MD WEST	721.65

REASON: Refund of fees

AMOUNT OF CHECK:	721.65	CHECK NO:	TRANSFER TO
AMOUNT APPLIED:	.00	Ref No.:	940441840000151
DIFFERENCE:	721.65		

COMPLETED BY: SR DATE: 1-25-13

Refund payable to: Andover Properties

Address: PO Box 271908

City: HOUSTON State: TX Zip: 772
110275 CD ORIGIN

CRK # 3387

Approved
2/5

**** OVERPAYMENT OF TAX NOTICE ****

MONTROSE MD WEST
DATE: 01/24/2013
TAX YEAR: 2011
OVERPAYMENT: \$96.35
DEPOSIT BATCH NO.: 94131247
RECEIPT NUMBER: 94000353
OWNER NAME: 1414 CASTLE COURT APARTMENTS L
CHECK NO.: TRANSFER TO
ACCOUNT NUMBER: 94/039/223/000/0021
DATE OF PAYMENT: 01/24/2013
PAID BY:
LEGAL DESCRIPTION
1414 CASTLE COURT APARTMENTS L
2002 CHILTON RD
HOUSTON TX 77019-1502
TR 21 & 22A BLK 4
CASTLE COURT
1414 CASTLE CT 20

DISTRICT NAME OVERPAYMENT AMOUNT
MONTROSE MD WEST 96.35

REASON: Refund of fees

AMOUNT OF CHECK: 96.35 CHECK NO.: TRANSFER TO
AMOUNT APPLIED: .00 Ref No.: 940392300000021
DIFFERENCE: 96.35
COMPLETED BY: SE DATE: 1-25-13

Refund payable to: Andover Properties
Address: PO Box 271908
City: Houston State: TX Zip: 77277
Itc275 op ORIGINAL

**** OVERPAYMENT OF TAX NOTICE ****

MONTROSE MD EAST
DATE: 01/24/2013
TAX YEAR: 2011
OVERPAYMENT: \$7.15
DEPOSIT BATCH NO.: 92131347
RECEIPT NUMBER: 92000192
OWNER NAME: 4001 GREELEY LLC
CHECK NO.: TRANSFER TO
ACCOUNT NUMBER: 92/023/054/000/0009
DATE OF PAYMENT: 01/24/2013
PAID BY:
LEGAL DESCRIPTION
4001 GREELEY LLC
13505 WESTHEIMER RD STE 2
HOUSTON TX 77077-3411
LTS 9 10 & 11 BLK 9
LOCKHART CORNER & BARZIZA
4001 GREELEY ST 24

DISTRICT NAME OVERPAYMENT AMOUNT
MONTROSE MD EAST 7.15

REASON: Refund of Fees

AMOUNT OF CHECK: 7.15 CHECK NO.: TRANSFER TO
AMOUNT APPLIED: .00 Ref No.: 920230640000009
DIFFERENCE: 7.15
COMPLETED BY: SE DATE: 1-25-13

Refund payable to: Andover Properties
Address: PO Box 271908
City: Houston State: TX Zip: 77277
Itc275 op ORIGINAL

**** OVERPAYMENT OF TAX NOTICE ****

MONTROSE MD EAST
DATE: 01/24/2013
TAX YEAR: 2011
OVERPAYMENT: \$164.32
DEPOSIT BATCH NO.: 92131247
RECEIPT NUMBER: 92000322
OWNER NAME: BERCON LTD
CHECK NO.: TRANSFER TO
ACCOUNT NUMBER: 92/030/246/000/0008
DATE OF PAYMENT: 01/24/2013
PAID BY:
LEGAL DESCRIPTION
BERCON LTD
3518 MONTROSE BLVD STE 207
HOUSTON TX 77006
TR 8 BLK 2
ROSSMOYNE
YOKUM BLVD

DISTRICT NAME OVERPAYMENT AMOUNT
MONTROSE MD EAST 164.32

REASON: Refund of fees

AMOUNT OF CHECK: 164.32 CHECK NO.: TRANSFER TO
AMOUNT APPLIED: .00 Ref No.: 920302460000008
DIFFERENCE: 164.32
COMPLETED BY: SE DATE: 1-25-13

Refund payable to: Andover Properties
Address: PO Box 271908
City: Houston State: TX Zip: 77277
Itc275 op ORIGINAL

**** OVERPAYMENT OF TAX NOTICE ****

MONTROSE MD WEST
DATE: 01/24/2013
TAX YEAR: 2012
OVERPAYMENT: \$105.20
DEPOSIT BATCH NO.: 94-137
RECEIPT NUMBER: 94000244
OWNER NAME: C P INVESTMENTS TRUST
CHECK NO.: 3638
ACCOUNT NUMBER: 94/035/008/000/0002
DATE OF PAYMENT: 01/24/2013
PAID BY:
LEGAL DESCRIPTION
C P INVESTMENTS TRUST
& RAYMOND A KRELL
1600 SMITH ST STE 3885
HOUSTON TX 77002-7345
LTS 2 & 3 BLK 5
STRATFORD
1328 BOMAR ST 16

DISTRICT NAME OVERPAYMENT AMOUNT
MONTROSE MD WEST 105.20

REASON: Levy change

AMOUNT OF CHECK: 573.95 CHECK NO.: 3638
AMOUNT APPLIED: 468.75 Ref No.: C P INVESTMENTS
DIFFERENCE: 105.20
COMPLETED BY: J DATE: 1-24

Refund payable to:
Address:
City: Houston State: TX Zip: 77002
Itc275 op ORIGINAL

CK # 3388

Approved
2/5



Equi-Tax Inc.
Ad Valorem Tax Assessors / Collectors

www.equitaxinc.com

17111 Rolling Creek Drive, Suite 200, Houston, Texas 77090
P.O. Box 73109, Houston, Texas 77273
Customer Service: 281.444.3946 fax 281.440.8304

DATE: 12/14/2012

JOHN HUNTER WRIGHT JR GST TR
Popp Hutchison PLLC
1301 So Mezac Ste 430
Austin, TX 78746

TR 5 BLK 1
STRATFORD PLACE

926 WESTHEIMER RD

MONTROSE MD WEST

ACCOUNT NUMBER: 94/951/072/000/0005
TAX YEAR: 2011
REP No.: 0880659

Date Processed: 12/14/2012
RECEIPT NUMBER: 94000413
DEPOSIT BATCH No.: RFI21214

NOTICE OF CHANGE IN TAX LIABILITY

We have been notified by the Central Appraisal District of a change in the appraisal of your property that has resulted in a change in your tax liability for the 2011 tax year.

The explanation of the change is:

- ☐ Decrease in Appraised Value
- ☐ Exemption(s) Added
- ☐ Account was Prorated

- ☐ Account Deleted
- ☒ Rendition Penalty Waived
- Other: Cause 2011-63351

This action has resulted in a decrease in the amount of tax you owe. Accordingly, we are issuing you a refund in the amount of \$70.24.

Note: Questions regarding changes in value should be directed to the CAD.

If additional information is needed, call customer service at 281.444.3946.

Very truly yours,

Kenneth R. Byrd, R.T.A.
Tax Assessor/Collector

CK# 3350

CK# 3389

POSTED

Approved 1/7



Equi-Tax Inc.
Ad Valorem Tax Assessors / Collectors

www.equitaxinc.com

17111 Rolling Creek Drive, Suite 200, Houston, Texas 77090
P.O. Box 73109, Houston, Texas 77273
Customer Service: 281.444.3946 fax 281.440.8304

DATE: 01/03/2013

YOSHIDA NAOMITSU & MAEMI
3210 EL DORADO BLVD
MISSOURI CITY TX 77459-3012

LT 14 & TR 15A BLK 1
ROSSMOYNE

4412 MONTROSE

MONTROSE MD EAST

ACCOUNT NUMBER: 92/030/245/000/0014
TAX YEAR: 2010
REP No.: 0880677

Date Processed: 01/02/2013
RECEIPT NUMBER: 92000295
DEPOSIT BATCH No.: RFI30102

NOTICE OF CHANGE IN TAX LIABILITY

We have been notified by the Central Appraisal District of a change in the appraisal of your property that has resulted in a change in your tax liability for the 2010 tax year.

The explanation of the change is:

- ☐ Decrease in Appraised Value
- ☐ Exemption(s) Added
- ☐ Account was Prorated

- ☐ Account Deleted
- ☒ Rendition Penalty Waived
- Other: Cause 2010-63397

This action has resulted in a decrease in the amount of tax you owe. Accordingly, we are issuing you a refund in the amount of \$78.45.

Note: Questions regarding changes in value should be directed to the CAD.

If additional information is needed, call customer service at 281.444.3946.

Very truly yours,

Kenneth R. Byrd, R.T.A.
Tax Assessor/Collector

CK# 3391

Approved 2/5

OVERPAYMENT OF TAX NOTICE

MONTROSE MD EAST
DATE: 01/07/2011
TAX YEAR: 2012

OVERPAYMENT: \$103.63
DEPOSIT BATCH NO.: 94-133
RECEIPT NUMBER: 94000156

OWNER NAME: KELLY LINDA J

CHECK NO: 3402

ACCOUNT NUMBER: 92/014/062/000/0007

DATE OF PAYMENT: 12/31/2010

PAID BY:

LEGAL DESCRIPTION

KELLY LINDA J
215 HAZEL ST
LA PORTE

TX 77571-6427

TR 7 & 8 BLK 10
FAIRVIEW

2307 CROCKER ST 5

DISTRICT NAME
MONTROSE MD EAST

OVERPAYMENT AMOUNT
103.63

REASON: Overpayment

AMOUNT OF CHECK:

434.72

CHECK NO:

3402

AMOUNT APPLIED:

331.09

Ref No.:

KELLY LINDA J

DIFFERENCE:

103.63

COMPLETED BY:

DATE:

1-7

Refund payable to:

Address:

City:

100275 op

State:

Zip:

ORIGINAL

CK# 3390

Approved 2/5

SECOND PAYMENT NOTICE

MONTROSE MD WEST
DATE: 01/10/2013
TAX YEAR: 2012

OVERAGE AMOUNT: \$1,004.43
DEPOSIT BATCH NO.: 94-133
RECEIPT NUMBER: 94000156

OWNER NAME: BARR PAUL T

CHECK NO.: 7077891

ACCOUNT NUMBER: 94/026/193/000/0007

DATE OF PAYMENT: 01/10/2013

PAID BY: 651138

LEGAL DESCRIPTION

CORELOGIC COMMERCIAL REAL ES
1 CORELOGIC DR
ROANOKE TX 76262

LTS 9 & 10 & TR 7 BLK 57
MONTROSE

3407 GRAUSTARK ST 17

DISTRICT NAME
MONTROSE MD WEST

OVERPAYMENT AMOUNT
1,004.43
Amount of Refund: 1,004.43

AMOUNT OF CHECK:

1,004.43

CHECK NO:

7077891

AMOUNT APPLIED:

.00

Ref No.:

022452270

DIFFERENCE:

1,004.43

COMPLETED BY:

DATE:

1-10

FIRST PAYMENT RECEIVED FROM:

OWNER

DATE PAID: 12/31/2012

DEPOSIT# 94-132

CHECK# 2810

DISPOSITION OF OVERPAYMENT

EXPEND TO:

Paul Barr

DATE: 1-21-13

Address:

802 Westbrook Dr

Address:

City:

Austin

State:

Tx

Zip:

78746

APPLIED TO ACCT#

DATE:

CK# 3392

Approved 2/5

**** OVERPAYMENT OF TAX NOTICE ****

MONTROSE MD EAST
DATE: 01/24/2013
TAX YEAR: 2012
OWNER NAME: TWO ONE SIX MARSHALL LLC
ACCOUNT NUMBER: 92/037/036/000/0005
PAID BY: 904921
SCOTT APARTMENTS
228 WESTMORELAND ST
HOUSTON TX 77006

OVERPAYMENT: \$101.53
DEPOSIT BATCH NO.: 92-263
RECEIPT NUMBER: 92000367
CHECK NO.: 1611
DATE OF PAYMENT: 01/24/2013
LEGAL DESCRIPTION:
LTS 5 & 6 BLK 8
WESTMORELAND
216 MARSHALL ST 17

DISTRICT NAME: MONTROSE MD EAST
OVERPAYMENT AMOUNT: 101.53

REASON: paid March amount

AMOUNT OF CHECK: 1,229.64
CHECK NO.: 1613
AMOUNT APPLIED: 1,128.11
Ref No.: PD MAR
DIFFERENCE: 101.53
COMPLETED BY: [Signature] DATE: 1-24
Refund payable to:
Address:
City: 1tc275 op State: Zip: ORIGINAL

CK# 3373

Approved 2/5

**** ~~Refund~~ PAYMENT NOTICE ****

MONTROSE MD EAST
DATE: 01/30/2013
TAX YEAR: 2012
OWNER NAME: PANOUSIS TAKIS
ACCOUNT NUMBER: 92/051/072/000/0001
PAID BY:
PANOUSIS TAKIS
3719 INGOLD ST
HOUSTON TX 77005-3623

OVERAGE AMOUNT: \$673.96
DEPOSIT BATCH NO.: 92-265
RECEIPT NUMBER: 92000383
CHECK NO.: 184
DATE OF PAYMENT: 01/30/2013
LEGAL DESCRIPTION:
TR 3A BLK 1
STRATFORD PLACE
912 WESTHEIMER RD

DISTRICT NAME: MONTROSE MD EAST
OVERPAYMENT AMOUNT: 673.96
Amount of Refund: 673.96

AMOUNT OF CHECK: 1,253.24
CHECK NO.: 184
AMOUNT APPLIED: 579.28
Ref No.: PANOUSIS TAKIS
DIFFERENCE: 673.96
COMPLETED BY: [Signature] DATE: 1-30

FIRST PAYMENT RECEIVED FROM: OWNER
DATE PAID: 01/30/2013 DEPOSIT# 92-265 CHECK# 184

DISPOSITION OF OVERPAYMENT

REFUND TO: Takis & Angela Panousis DATE: 1-30
Address: 3719 Ingold St
Address:
City: Houston State: TX Zip: 77005
APPLIED TO ACCT# DATE:

CK# 3394

Approved 2/5

**** OVERPAYMENT OF TAX NOTICE ****

MONTROSE MD EAST
DATE: 01/24/2013
TAX YEAR: 2012
OWNER NAME: BOGA WESTMORELAND LTD
ACCOUNT NUMBER: 92/037/036/000/0018
PAID BY: 904921
SCOTT APARTMENTS
228 WESTMORELAND ST
HOUSTON TX 77006

OVERPAYMENT: \$331.40
DEPOSIT BATCH NO.: 92-263
RECEIPT NUMBER: 92000367
CHECK NO.: 1612
DATE OF PAYMENT: 01/24/2013
LEGAL DESCRIPTION:
TRS 18 19 20 & 21 BLK 7
WESTMORELAND
719 MARSHALL ST 22

DISTRICT NAME: MONTROSE MD EAST
OVERPAYMENT AMOUNT: 331.40

REASON: paid April amount

AMOUNT OF CHECK: 3,892.49
CHECK NO.: 1613
AMOUNT APPLIED: 3,571.09
Ref No.: BOGA WESTMORELAND
DIFFERENCE: 321.40
COMPLETED BY: [Signature] DATE: 1-24
Refund payable to:
Address:
City: 1tc275 op State: Zip: ORIGINAL

ASE

SECURITY SOLUTIONS LLC
P.O. Box 750924
Houston, Texas 77275-0924
Phone: 877-411-MOBIL(6625) Fax: 713-944-6627

Bill To:

Montrose Management District
Phyllis Quastline
P.O. Box 22167
Houston, TX 77227-2167

Invoice Date	Invoice #
1/15/2013	870

Service Location:

2050 Dunlavy
Houston, TX

INVOICE

PLEASE PAY THIS AMOUNT \$680.00
Make checks payable to: ASE Security Solutions, LLC

☐ Please check box if address is incorrect or has changed, and indicate change(s) on reverse side.

Have E-Mail? Please write it here:

ASE Security Solutions, LLC
P.O. Box 750924
Houston, Texas 77275-0924

PLEASE DETACH AND RETURN TOP PORTION WITH PAYMENT

Terms	Due Date	Service Dates	
Net 30	2/14/2013	2/1/2013-2/28/2013	
Description	Quantity	Unit Price	Amount
Standard MSU (Monthly fee)	1	500.00	500.00
Wireless Remote Viewing Integration (Monthly fee)	1	180.00	180.00
Pay online at: https://cp.intuit.com/rzv5pbm			
CK#3396			
		Rec 11713 PL	

THERE WILL BE A \$15 CHARGE FOR ALL RETURNED CHECKS
\$25.00 FEE WILL BE ASSESSED ON ALL UNPAID BALANCES AFTER DUE DATE

Billing Inquiries? Call 877-411-6625

Thank you for your business!

Approved 2/5



P.O. Box 750924
Houston, Texas 77275-0924
Phone: 877 411 MOBL(6625) Fax: 713 944 6627

Bill To:

Montrose Management District
Phyllis Oustline
P.O. Box 22167
Houston, TX 77227-2167

Invoice Date	Invoice #
1/15/2013	871

INVOICE

Service Location:
Aulazone Montrose
2301 Montrose
Houston, TX

PLEASE PAY THIS AMOUNT \$575.00
Make checks payable to: ASE Security Solutions, LLC

Please check box if address is incorrect or has changed, and indicate change(s) on reverse side.

Have E-Mail? Please write it here:

ASE Security Solutions, LLC

P.O. Box 750924
Houston, Texas 77275-0924

PLEASE DETACH AND RETURN TOP PORTION WITH PAYMENT

Terms	Due Date	Service Dates	
Net 30	2/14/2013	2/1/2013-2/28/2013	
Description	Quantity	Unit Price	Amount
Standard MSU (Monthly fee)	1	425.00	425.00
Standard Remote Viewing Integration (Monthly Fee)	1	150.00	150.00
Pay online at: https://ipn.intuit.com/s2kha3l			
		FEB 13	166

THERE WILL BE A \$15 CHARGE FOR ALL RETURNED CHECKS
\$25.00 FEE WILL BE ASSESSED ON ALL UNPAID BALANCES AFTER DUE DATE.

Billing Inquiries? Call 877-411-6625

Thank you for your business!



P.O. Box 750924
Houston, Texas 77275-0924
Phone: 877 411 MOBL(6625) Fax: 713 944 6627

Bill To:

HCOB #6
Phyllis Oustline
P.O. Box 22167
Houston, TX 77227-2167

Invoice Date	Invoice #
1/15/2013	872

INVOICE

Service Location:
[Unknown Market]

PLEASE PAY THIS AMOUNT \$650.00
Make checks payable to: ASE Security Solutions, LLC

Please check box if address is incorrect or has changed, and indicate change(s) on reverse side.

Have E-Mail? Please write it here:

ASE Security Solutions, LLC

P.O. Box 750924
Houston, Texas 77275-0924

PLEASE DETACH AND RETURN TOP PORTION WITH PAYMENT

Terms	Due Date	Service Dates	
Net 30	2/14/2013	2/1/2013-2/28/2013	
Description	Quantity	Unit Price	Amount
Standard MSU (Monthly fee)	1	500.00	500.00
Wireless Remote Viewing Integration (Monthly fee)	1	150.00	150.00
Pay online at https://ipn.intuit.com/sh9pakpw			
		Net 1.12.13 1/26	

THERE WILL BE A \$15 CHARGE FOR ALL RETURNED CHECKS
\$25.00 FEE WILL BE ASSESSED ON ALL UNPAID BALANCES AFTER DUE DATE.

Billing Inquiries? Call 877-411-6625

Thank you for your business!



SECURITY SOLUTIONS, LLC
P.O. Box 750924
Houston, Texas 77275-0924
Phone: 877 411 MOBL(6625) Fax: 713 944 6627

Bill To:

HCOB #6
Phyllis Oustline
P.O. Box 22167
Houston, TX 77227-2167

Invoice Date	Invoice #
1/15/2013	873

INVOICE

Service Location:
Hollywood Superstore
2409 Grant St. # D
Houston, TX 77006

PLEASE PAY THIS AMOUNT \$750.00
Make checks payable to: ASE Security Solutions, LLC

Please check box if address is incorrect or has changed, and indicate change(s) on reverse side.

Have E-Mail? Please write it here:

ASE Security Solutions, LLC

P.O. Box 750924
Houston, Texas 77275-0924

PLEASE DETACH AND RETURN TOP PORTION WITH PAYMENT

Terms	Due Date	Service Dates	
Net 30	2/14/2013	2/1/2013-2/28/2013	
Description	Quantity	Unit Price	Amount
Sky Cam System with four cameras (Monthly Fee)	1	600.00	600.00
Wireless Remote Viewing Integration (Monthly Fee)	1	150.00	150.00
Pay online at: https://ipn.intuit.com/frog3ppp			
PAC 17.13 PAC			

THERE WILL BE A \$15 CHARGE FOR ALL RETURNED CHECKS
\$25.00 FEE WILL BE ASSESSED ON ALL UNPAID BALANCES AFTER DUE DATE.

Billing Inquiries? Call 877-411-6625

Thank you for your business!



SECURITY SOLUTIONS, LLC
P.O. Box 750924
Houston, Texas 77275-0924
Phone: 877 411 MOBL(6625) Fax: 713 944 6627

Bill To:

Montrose Management District
Phyllis Oustline
P.O. Box 22167
Houston, TX 77227-2167

Invoice Date	Invoice #
1/15/2013	874

INVOICE

Service Location:
Walgreens - Montrose
3317 Montrose
Houston, TX 77006

PLEASE PAY THIS AMOUNT \$575.00
Make checks payable to: ASE Security Solutions, LLC

Please check box if address is incorrect or has changed, and indicate change(s) on reverse side.

Have E-Mail? Please write it here:

ASE Security Solutions, LLC

P.O. Box 750924
Houston, Texas 77275-0924

PLEASE DETACH AND RETURN TOP PORTION WITH PAYMENT

Terms	Due Date	Service Dates	
Net 30	2/14/2013	2/1/2013-2/28/2013	
Description	Quantity	Unit Price	Amount
Standard MSU (Monthly fee)	1	425.00	425.00
Standard Remote Viewing Integration (Monthly Fee)	1	150.00	150.00
Pay online at: https://ipn.intuit.com/bghpm5d			
250 1.17.13 12/1			

THERE WILL BE A \$15 CHARGE FOR ALL RETURNED CHECKS
\$25.00 FEE WILL BE ASSESSED ON ALL UNPAID BALANCES AFTER DUE DATE.

Billing Inquiries? Call 877-411-6625

Thank you for your business!

MONTROSE MANAGEMENT DISTRICT
C/O BILL CALDERON
JAMES HILL CALDERON LLP
10103 FONDREN ROAD
SUITE 300
HOUSTON, TX 77096

INVOICE DATE: JANUARY 07, 2013
MATTER NO: 139016-00601 02752
INVOICE NO: 1261002

REGARDING: MONTROSE MANAGEMENT DISTRICT
CAUSE NO. 2012-20396; 1620 HAWTHORNE LTD. VS. MONTROSE
MANAGEMENT DISTRICT; IN THE 33RD JUDICIAL DISTRICT
COURT OF HARRIS COUNTY, TEXAS

FOR LEGAL SERVICES RENDERED THROUGH 12/31/12
FOR DISBURSEMENTS ADVANCED THROUGH 12/31/12

1,364.00
94.50

CURRENT INVOICE TOTAL

\$ 3,458.50

CK# 3397

WIRE

MAIL

BANK NAME: Wells Fargo Bank, N.A.
ADDRESS: Philadelphia, PA 19103
ACCOUNT TITLE: Blank Rome LLP
ACCOUNT NUMBER: 2000030561050
ABA NUMBER: 121000248 (Domestic)
SWIFT CODE: WFBUS33S (International)

Blank Rome LLP
Lockbox # 8586
P.O. Box 8500
Philadelphia, PA 19178-8500

PENNSYLVANIA NEW YORK NEW JERSEY DELAWARE WASHINGTON, DC FLORIDA CALIFORNIA OREGON TEXAS HONG KONG SHANGHAI

Montrose Management District

January 10, 2013
Invoice: 21335271

Summary of Fees

	Hours	Rate/Hr	Amount
Clark Stockton Lord	2.00	\$113.00	1,026.00
Deborah Russell	2.00	\$295.00	590.00
Total	4.00	\$404.00	1,616.00

Total Fees for Professional Services

\$ 1,616.00

Fees for Professional Services \$ 1,616.00

Total Current Billing for this Matter

\$ 1,616.00

Billing Summary

Balance Forward

\$ 8,424.32

Payments/Credits Since Previous Invoice

\$ (1,558.12)

Matter Balance Brought Forward

\$ 6,866.20

Total Current Billing for this Matter

\$ 1,616.00

Please Remit Total Balance Due

\$ 8,482.20

CK# 3398

STATEMENT FOR PROFESSIONAL SERVICES IS PAYABLE UPON PRESENTATION
INVOICE AMOUNT DUE IN UNITED STATES DOLLARS

02-2013 Dennis C Beedon

Page 1 of 1

Dennis C Beedon
2100 Memorial Apt 616
Houston Texas 77007

INVOICE

Montrose District
5020 Montrose Blvd.
Suite 311
Houston Texas 77006

Invoice # 02-2013

Invoice Date 02/01/2013

Due Date 02/28/2013

Bill To:

Montrose Management District
Attn: Gretchen Larson
5020 Montrose Blvd., Suite 311
Houston, TX

Date	Invoice No.	Terms
02/01/13	340	Net 30
Payments/Credits	Balance Due	
\$0.00	\$2,500.00	

Item	Description	Quantity	Rate	Amount
marketing	marketing, graphic design and photography, research, meetings and other... for the month of February		2,500.00	2,500.00
Total				\$2,500.00

Item	Description	Unit Price	Quantity	Amount
Service	Business Ambassador Contract Agreement	1600.00	1.00	1,600.00
NOTES: Market Research Survey Information gathered via Survey Format by day to day visit's to Montrose Business locations				
Subtotal				1,600.00
Total				1,600.00
Amount Paid				0.00
Balance Due				\$1,600.00

CK# 3400

CK# 3399

Approved
2/5

Approved
2/6



evipro.com
e-Vision 1 Productions, LLC
2522 Palo Pinto Dr.
Houston, TX 77060
Phone 713-703-4811

INVOICE

Date: Jan/01/2013
Invoice # 8

To: John 2013 Video Development

To:
Gretchen Larson
Director of Economic Development
Montrose Management District
5020 Montrose, suite 311
Houston, TX 77006
(713) 595.1215

DESCRIPTION	QTY	RATE	AMOUNT
MMD Video Development for JANUARY 2013	1.00	2500.00	\$ 2,500.00
SUBTOTAL			\$ 2,500.00
NO SALES TAX @ 8.25%			
OTHER			
TOTAL			\$ 2,500.00

Tax exemption

Make all checks payable to e-Vision 1 Productions, LLC

THANK YOU FOR YOUR BUSINESS!

CK#3401

Approved 2/5

Equi-Tax Inc.

Suite 200
17111 Rolling Creek Drive
Houston Texas 77090
281-444-4866

Invoice

DATE	INVOICE #
2/1/2013	43982

BILL TO
The Montrose District Hawes Hill Calderon LLP PO Box 22167 Houston TX 77227-2167

DESCRIPTION	AMOUNT
Roll Management, Billing and Collections	1,374.34
CK#3402	
Total	
	\$1,374.34

CK#3402

Approved 2/5



Greater East End Management District
P.O. Box 230099
Houston, TX 77223-0099

Invoice

Date	Invoice #
1/01/2013	9-54

Hawes Hill Calderon LLP
P.O. Box 22167
Houston TX 77227-2167

Invoice

BILL TO
David Hawes, Executive Director HCID #6 (Montrose) P.O. Box 22167 Houston, TX 77227

BILL TO:

MD- Montrose
P.O. Box 22167
Houston, TX 77227

Invoice #: 43014337
Date: 2/1/2013

Page: 1

Serviced	Description	Sites	Hours	Rate	Amount
1/2/2013	Constituent visits, waiver collection, follow-up visits, graffiti identification, reporting, and graffiti abatement.	18	8	\$0.00	\$40.00
1/4/2013	Constituent visits, waiver collection, follow-up visits, graffiti identification, reporting, and graffiti abatement.	23	8	\$0.00	\$40.00
1/7/2013	Constituent visits, waiver collection, follow-up visits, graffiti identification, reporting, and graffiti abatement.	20	8	\$0.00	\$40.00
1/9/2013	Constituent visits, waiver collection, follow-up visits, graffiti identification, reporting, and graffiti abatement.	7	4	\$0.00	\$20.00
1/12/2013	Constituent visits, waiver collection, follow-up visits, graffiti identification, reporting, and graffiti abatement.	10	4	\$0.00	\$20.00
1/14/2013	Constituent visits, waiver collection, follow-up visits, graffiti identification, reporting, and graffiti abatement.	23	8	\$0.00	\$40.00
1/17/2013	Constituent visits, waiver collection, follow-up visits, graffiti identification, reporting, and graffiti abatement.	20	8	\$0.00	\$40.00
1/21/2013	Constituent visits, waiver collection, follow-up visits, graffiti identification, reporting, and graffiti abatement.	25	8	\$0.00	\$40.00
1/24/2013	Constituent visits, waiver collection, follow-up visits, graffiti identification, reporting, and graffiti abatement.	19	8	\$0.00	\$40.00
1/28/2013	Constituent visits, waiver collection, follow-up visits, graffiti identification, reporting, and graffiti abatement.	25	8	\$0.00	\$40.00
1/31/2013	Constituent visits, waiver collection, follow-up visits, graffiti identification, reporting, and graffiti abatement.	22	8	\$0.00	\$40.00
Total Number of Sites		212			
Total					\$6,400.00

Please make all checks payable to Greater East End Management District.

Pay online at <http://www.eemdc.com> or contact Fria Quintanilla or Diana Hernandez at 713-918-9916. Thank you.

CK#3403

Approved 2/16

DATE	DESCRIPTION	AMOUNT
1/5/2013	Professional Consulting, Project Management & Administrative & Mgmt, Marketing & PR Mgmt, Services Mgmt - January 2013	\$15,733.17
	Reimbursable expenses as follows:	
	Harris County Clerk 1/14/2013	\$9.00
	Verizon - 1/20 - 2/19, 2013	\$49.86
	Verizon - J. Hawes - 1/20 - 2/19, 2013	\$49.86
	Verizon - J. Hawes - 1/20 - 2/19, 2013	\$106.36
	Mileage, R. Hill	\$20.91
	Mileage, G. Larson	\$174.71
	Mileage, J. Hawes Dec	\$39.96
	GIS Mapping, F. Hawes	\$412.66
	Mileage, B. Calderon Dec	\$22.00
	Mileage, B. Calderon Jan	\$19.80
	Mileage, J. Hawes	\$189.84
	In house copies 3747 @ .15 each + 23 sets @ \$1.00 each	\$585.01
	In house postage	\$8.91
	In house color copies 20 @ .35 each	\$7.00
Sales Tax:		\$0.00
Total Amount:		\$17,429.09
Amount Applied:		\$0.00
Balance Due:		\$17,429.09

CK#3404

Terms: C.O.D.

Approved 2/16

EXPENSE REPORT

Hawes Hill Calderon, LLP

Client		Business Month		Service Area	
Credentia Larson		January 31, 2013		Montrose District	
Date	Destination	Purpose	Miles Driven	Amount	\$ to Dist (Y/N)
8-Jan	District Mgmt	District Mgmt Comm Chai	28		Y
10-Jan	District Mgmt	District Mgmt Bz Ambassadors	37		Y
11-Jan	District Mgmt	District Mgmt BOD other	28		Y
14-Jan	District Mgmt	District Meetings - website	48	\$ 10.90	Y
18-Jan	District Mgmt	District Mgmt Bz Ambassadors	28		Y
21-Jan	District Mgmt	District Mgmt Mtg	30		Y
24-Jan	District Mgmt	District Mgmt	28		Y
28-Jan	District Mgmt	District Mgmt	32		Y
31-Jan	District Mgmt	District Mgmt other	30		Y
			290	\$ 10.90	
Total miles driven at purpose					
Business Month (1) 2013			0.64		\$ 10.90
Expense Office Driver (Y)					\$ -
Expense not District Driver (N)					\$ -
Amount Billed to District					\$ 174.75
Total Reimbursement					\$ 174.75

APPROVE AND SIGN: *John* 2/15/13

DATE: 2/15/13

APPROVE: *John*

2:50 PM 1/24/2013 Expense Report 2013 Expense Report Montrose

2/20/13

NM
9
PMS

OR MONTROSE MANAGEMENT DISTRICT



NOTICE OF MEETING

THE BOARD OF DIRECTORS OF THE MONTROSE MANAGEMENT DISTRICT AND TO ALL OTHER INTERESTED PERSONS: Notice is hereby given that a meeting of the Board of Directors of the Montrose Management District will be held at 12:00 pm on Monday, January 14, 2013, at 401 Braemar Street, 2nd Floor, Room 106, Houston, Texas 77006, inside the boundaries of the District, open to the public, to consider, discuss and adopt such orders, resolutions or motions, and take other direct or indirect actions as may be necessary, investment, in desirable with respect to the following matters:

AGENDA

1. Determine quorum; call to order.
2. Approve minutes of meeting held December 10, 2012.
3. Receive public comments.
4. Receive District's monthly Assessment Collection Reports and Billing and Assessment Summaries, Lawton and Arbitration Status Details, and Delinquent Assessment Reports.
5. Approve Hearing Examiner's Report and Proposal for Decision to be presented to the Board of Directors of the District's Service Plan (Eastern Service Area).
6. Adopt Order Setting the Rate of Assessment for all Properties on the District's Assessment Roll for Year Six of the District's Service Plan (Eastern Service Area).
7. Adopt Order Supplementing the Assessment Roll for the Montrose Management District and Levying Assessments Against the Property on the Supplemental Assessment Roll (Eastern Service Area).
8. Approve Amended Information Form (Eastern Service Area).
9. Approve Hearing Examiner's Report and Proposal for Decision to be presented to the Board of Directors of the Western Service Area of the Montrose Management District.
10. Adopt Order Setting the Rate of Assessment for all Properties on the District's Assessment Roll for Year Three of the District's Service Plan (Western Service Area).
11. Adopt Order Supplementing the Assessment Roll for the Montrose Management District and Levying Assessments Against the Property on the Supplemental Assessment Roll (Western Service Area).
12. Approve Amended Information Form (Western Service Area).
13. Receive and consider District's monthly financial report, including; pay invoices.
14. Receive Executive Director's Monthly Report on District initiatives.
15. Receive report from the Public Safety Committee.
16. Convene in Executive Session pursuant to Section 551.071, Texas Government Code, to conduct a private consultation with attorney to discuss litigation, and matters related to the same.
17. Reconvene in Open Session and authorize appropriate action by legal counsel related to item 16 on the agenda.
18. Announcements.
19. Adjourn.



FILED

2013 JAN -9 AM 9:15

Stan Stancu Executive Director
COUNTY CLERK
HARRIS COUNTY TEXAS

Persons with disabilities who plan to attend this meeting and would like to request auxiliary aids or services are requested to contact the District's Executive Director at (713) 595-1200 at least three business days prior to the meeting so that the appropriate arrangements can be made.

Josh Hawes
TOTAL: \$ 29.96

DATE	CLIENT NO.	VENDOR/DESCRIPTION	QTY	U PRICE	TOT REIM.	BILL
12.3.2012	MMO	Mileage to/from Montrose function	24	\$ 0.555	\$ 13.32	
12.7.2012	MMO	Mileage to/from Montrose function	24	\$ 0.555	\$ 13.32	
12.10.2012	MMO	Mileage to/from Montrose function	24	\$ 0.555	\$ 13.32	
TOTAL					\$ 39.96	

DATE	CLIENT NO.	VENDOR/DESCRIPTION	QTY	U PRICE	TOT REIM.	BILL
01/13/13	Montrose	Mileage to security committee mtg	12	\$0.550	\$6.60	
01/13/13		Mileage to item board meeting	12	\$0.550	\$6.60	
01/23/13		Mileage to meeting with business committee on trail	12	\$0.550	\$6.60	

HCID #11 - MONTROSE DISTRICT
HAWES HILL CALDERON LLP
PATRICK HORTON (GIS/MAPPING)

EXPENSE DETAIL (HCID #11 - MONTROSE DISTRICT)

DATE	CLIENT	DESCRIPTION	LABOR	COPIES	PAPER + INK	REPRICE COST	SIZE	SPR	ITEM TOTAL
1/9/2013	N. Lacasa	HPD UCR Report for District Nov. 2012	1,800	0	0.00				\$0.00
1/21/2013	R. Lawrence	Business Analysis Reports for District: Housing and Population Summary, Drive Time maps from Montrose, and Westheimer Intersect, Business and Market Profiles	1,260	2	0.08				\$0.16
TOTAL									\$0.16
Rate: \$150/hr									\$412.00

I certify that the above is true and correct to the best of my knowledge

2/13/13
DATE

Patrick L. Horton

* security only applies to paid due amounts.
 your invoice is considered past due 30 days after issue date.
 20 % interest is added only to expenses, not services
 please make checks payable to human williams. **thanks!**



INVOICE

Date: 10/8/2012 Invoice #: 12-10021

Minuteman Press - Post Oak
50 Briar Hollow Lane, Suite 180 West
Houston, TX 77027
713.623.0703 / Fax: 713.623.4290
www.minutemanpress.com / E-mail: car@minutemanpress.com

Bill To:

Montrose District
Email Invoice
PO Box 22167
Houston, TX 77006

INVOICE

Invoice Number: 18538
Invoice Date: 10/10/2013

Bill To: Montrose District
Montrose District
5020 Montrose Blvd. Suite 331
Houston TX 77006

Ship To: Montrose District
Dennis C Beeson
5020 Montrose Blvd. Suite 331
Houston TX 77006

THANK YOU! THANK YOU! THANK YOU!
We appreciate your business from the bottom of our hearts!

Description	Price
250 HEB Farmers Market Flyer (Job 27586)	\$125.92

Invoice Total: \$125.92

Balance Due: \$125.92

Terms: 50% Deposit, COD

Make check payable to MINUTEMAN PRESS - POST OAK.
Please remit to 4212 San Felipe Rd., PMB #386, Houston, TX 77027-2902

CK#3408

Approved
2/5

P.O. Number: Customer Contact: Gregorian Larson Title: Account # Terms: Net 10 Days

Item Code	Quantity	Description	Amount
Kiosks	1200 each	Kiosks 1200 @ .50 each	600.00
Set-up	1 each	Set-up	50.00
Rush	1 each	Rush Charge	35.00
S & H	1 each	Delivery Service	40.00

Thank you for choosing Magoo's! EIN # 20-0544930

Total: \$725.00

Magoo's PrintShop, Inc. * Certified WBE / HUB
16637 West Hardy, Suite E * Houston, Texas 77060 * magoosprintshop.com
281.875.6000 * Fax 281.875.6048 * Toll Free 866.890.0022 * Toll Free Fax 888.860.0022

Approved
2/5

INVOICE

Invoice Number: 18577
Invoice Date: 1/18/2013

Bill To: Montrose District
Montrose District
5020 Montrose Blvd. Suite 331
Houston TX 77006

Ship To: Montrose District
Gretchen Larson
5020 Montrose Blvd. Suite 331
Houston TX 77006

THANK YOU! THANK YOU! THANK YOU!
We appreciate your business from the bottom of our hearts!

Description	Price
3,500 "Recycling Mixer" Postcard - January, 2013 (Job 27724)	\$476.00

Invoice Total: \$476.00

Balance Due: \$476.00

INVOICE

Invoice Number: 18654
Invoice Date: 1/31/2013

Bill To: Montrose District
Montrose District
5020 Montrose Blvd. Suite 331
Houston TX 77006

Ship To: Montrose District
Gretchen Larson
5020 Montrose Blvd. Suite 331
Houston TX 77006

THANK YOU! THANK YOU! THANK YOU!
We appreciate your business from the bottom of our hearts!

Description	Price
4,000 Burglary of a Motor Vehicle Brochure (Job 27778)	\$1,205.22

Invoice Total: \$1,205.22

Balance Due: \$1,205.22

Terms: 50% Deposit, COD

Make check payable to MINUTEMAN PRESS - POST OAK.
Please remit to 4212 San Felipe Rd., PMB #386, Houston, TX 77027-2902

Terms: 50% Deposit, COD

Make check payable to MINUTEMAN PRESS - POST OAK.
Please remit to 4212 San Felipe Rd., PMB #386, Houston, TX 77027-2902



MUNICIPAL ACCOUNTS
CONSULTING, L.P.

PERDUE, BRANDON, FIELDER, COLLINS & MOTT LLP
Attorneys at Law
1235 North Loop West, Suite 500
Houston, Texas 77008

INVOICE #	VC00016328
DATE	1/23/2013
BY	

Invoice

Invoice # 3409
Invoice Date 1/23/2013

Bill to:

Montrose Management District (HCID 8)
c/o Equi-Tax Inc.
P.O. Box 73109
Houston TX 77273

Montrose Management District
1800 West Loop West, Suite 1000
Houston, TX 77056

Description	Amount
Monthly Bookkeeping	1,000.00
Preparation of adjusted payables	50.00
Preparation of report for account balance	15.00
Preparation of 1099s	250.00
Adjusted time for initial meeting	50.00
Preparation of annual audit schedule	50.00
Correspond with Equi-Tax	15.00
Preparation and maintenance of Quarterly Investment Review	50.00
Correspond with merchant	50.00
Delivery	15.00
Message	5.00
Delivery	15.00
Delivery	5.00
Capitol	75.00
Mileage	7.50
Postage	18.00
Annual Charge for Checks, W-2s, 1099s, W-3s & 1099s Tax Forms	160.00
Total Reasonable Expenses	310.00
Total	\$2,520.00

CK# 3409

Approved 3/5

3000 River Pointe • Suite 140 • Conroe, Texas 77385 • Phone: 936-756-1844 • Fax: 936-756-1844

8814 N. Capital of Texas Highway, Suite 150 • Austin, Texas 78758 • 512-782-3400 • Fax: 512-795-8968

1700 West Oak Blvd • Suite 1600 • Houston, Texas 77056 • Phone: 713-611-4433 • Fax: 713-611-4433

Professional Services rendered in the collection of delinquent taxes, penalties and interest December 2012	\$183.21
Total	\$183.21

CK# 3410

Approved 3/5



Shooter and Lindsey, Inc.

P.O. Box 516
Katy, TX 77492
281-392-3907 fax 281-392-5245

Invoice No. 8694

INVOICE

Customer	Date
Name: Harris County Improvement District #6	1/28/2013
Address: PO Box 22167	Job No. 1681-010
City: Houston State TX Zip 77227-2167	Rep
Re: Montrose Boulevard Esplanades	

Qty	Description	Unit Price	TOTAL
1	Landscape Maintenance for the Esplanades on Montrose Blvd. for the month of January 2013 per contract agreement.	\$1,053.00	\$1,053.00
	Thank you.		

Payment Details

- ☐ Cash
☒ Check
☐ Credit Card

SubTotal	\$1,053.00
Shipping & Handling	\$0.00
Taxes	\$0.00
TOTAL	\$1,053.00

Office Use Only

Vinson&Elkins

Invoice

June 25, 2012

Harris County Improvement District No. 6
Ms. Susan Hill
Harris Hill Calderon LLP
10103 Fondren Road #300
Houston, TX 77056

Client/Matter Number: HAP285 67000
Invoice Number: 25407976
Billing Attorney: Patricia H. Holmes

Re: Montrose Management District

REMITTANCE COPY

Fees for services posted through May 31, 2012 \$67.50

Total Invoice \$67.50

	Wire Instructions	ACH Payment Instructions
Bank	JPMorgan Chase Bank, N.A. 801 Travis Street, 18th Floor, TX2-C095 Houston, Texas 77002 United States of America	JPMorgan Chase Bank, N.A. 601 Travis Street, 18th Floor, TX2-C095 Houston, Texas 77002 United States of America
ABA Number	021000021	113000809
SWIFT Code	CHASUS33	CHASUS33
Account Name	Vinson & Elkins L.L.P. Domestic Account First City Tower 1001 Fannin Street, Suite 2500 Houston, Texas 77002-6750 United States of America	Vinson & Elkins L.L.P. Domestic Account First City Tower 1001 Fannin Street, Suite 2500 Houston, Texas 77002-6750 United States of America
Account Number	001-01687987	001-01687987
Reference	Invoice No. 25407976 Billing Attorney: Patricia H. Holmes	Invoice No. 25407976 Billing Attorney: Patricia H. Holmes

Please send confirmation of payment including invoice number to: PAYMENTS@VELAW.COM

CK# 3412

Please return this page with your payment

Total amount (payable in U.S. dollars) due by July 25, 2012

V&E NO. 74-1183015

Please reference client/matter and invoice numbers when making payment.
PLEASE REMIT TO: P.O. BOX 280115, HOUSTON, TX 77245-0115

Tel: +1 713 758-2022 Fax: +1 713 758-2048 www.velaw.com

Approved 3/5

We thank you for your business!

CK# 3411

Approved 3/5

MONTROSE MANAGEMENT DISTRICT
CITY OF HOUSTON
HARRIS COUNTY, TEXAS

AGENDA MEMORANDUM

TO: Montrose Management District Board of Directors
FROM: Executive Director
SUBJECT: Agenda Item Materials

6. Receive the Executive Director's Monthly Report on District initiatives.

MONTROSE MANAGEMENT DISTRICT

SERVICE PLAN

MONTHLY REPORT

JANUARY 15 – FEBRUARY 11, 2013

COMMITTEE ACTIVITY

STAFF ACTIVITY



COMMITTEE ACTIVITY

Business and Economic Development Committee

The committee met on January 23. A copy of the minutes and a report of the meeting are attached.

Marketing and Business Relations Committee

This committee met on January 23.

Recycling and Event Planning Sub-Committees

The recycling committee met on February 5.

Mobility and Visual Improvements Committee

The Mobility and Visual Improvements Committee met on January 21st. The committee is recommending approval of the proposal from NEC for construction and installation of the initial district banner sign.

Public Safety Committee

The Public Safety Committee met on February 8.

Finance Committee

The Finance Committee met on February 4th and reviewed District invoices and the Delinquent Assessment Report. The committee recommended the approval of District invoices.

STAFF ACTIVITY

JANUARY 15, 2012 – FEBRUARY 11, 2013

Marketing and Business Relations Committee

The committee requested that staff review an application from the Texas Commission on the Arts regarding a cultural arts designation. Staff is working with the Deputy Director, Jim Bob McMillan to review guidelines and will present a report of findings to the Executive Director and the committee at their March meeting.

The creative team and staff met to discuss ways to maximize our outreach through all of our various Medias currently being utilized. We have developed a proposed strategy which will be presented to the committee for review and approval at the March meeting. In the interim, we will continue to

pitch the district projects and programs so that the positive things that the district is doing can be highlighted wherever and whenever possible.

Recycling Committee

The recycling committee met on February 5 to debrief from the first mixer of the year held at Bocado's and ways to increase participation at subsequent mixers for 2013. The committee also discussed the initial planning for the bi-annual recycling event at HEB. The committee had determined that twice per year was sufficient to do the larger recycling event and that the focus would mainly be on secure document shredding and electronics. Staff also assisted with development of marketing materials in support of the HEB Farmer's Market program. HEB will be holding a FM's every 2nd and 4th Thursday from 3 to 7.

Business Ambassador Program

In January the ambassadors made **110** visits to our business community for a total of **347** visits since the program began in mid-October. Detailed reports are available at the district offices and the ambassadors make regular reports at the Marketing and Business Relations committee meeting each month. The ambassadors continue to identify new businesses and others that have closed or changed hands that are not on our original master list. All information gathered is being updated on the master list. The business ambassador visits continue to be well received by the businesses. Overall, the ambassadors have reported that the businesses are interested in what the District is doing and especially like the marketing that we are doing to help promote the area.

Social Media

TWITTER:

Number of total tweets from Jan 1 – Jan 31:	137
Increase in followers for Jan 2013:	166*

*@MontroseHTX is now followed by Houston notables such as:

Lane Lynch, IREM Houston, Royal Oak, Lanny Griffith, Montrose Houston, Camille Williams, Hillary Hayden, Caroline Rox, OKRA Fried, David Guerrero, Lily Jang, Tim Wetzel, Ed Gonzalez, University of St. Thomas, Daniel N. Calderon, Stages Theatre, Cuchara, Blacksmith Coffee, Bill Crimmins (Chief of Staff, Houston Planning & Development Dept. Urban Planner, Grace Rodriquez)

FACEBOOK:

Total number of 'likes':	199
(up from 172 in December 2012)	
Total Facebook posts for January:	82
Increase in page views over previous month:	50

Other

Staff worked throughout the month with the website designers on various changes and updates to the district website. Staff at Primer Grey (PG) is continuing to work with multi-family owners to train their staff on use of the new multi-family database. The team at PG and staff will be meeting with the Executive Director to discuss options on how to get more multi-family property owners to utilize the program.

Memorandum

TO: Montrose Management District Board of Directors
FROM: District Executive Director
DATE: January 23, 2013
SUBJECT: Business & Economic Development Committee Meeting

The Business & Economic Development Committee of the Montrose Management District held its first meeting of 2013 on January 23, 2013 in the second floor conference room of Tradition Bank, 5020 Montrose Blvd., Houston, TX 77006. Following lunch generously provided by the bank, the meeting was called to order by chairman Claude Wynn at 12:28 PM.

Committee members attending were Claude Wynn, Lane Llewellyn, Dana Thorpe, Steve Malden, Doug Demiano, Charlie Norris and Jason Ezer. Staff attending were district executive director Bill Calderon and Ray Lawrence. Ann Kasman, Executive Director, Museum of Printing History, also attended as an invited guest and briefly described the museum located at 1324 W. Clay for the benefit of the committee and invited them to visit.

Approval of November 28 Minutes

The November minutes were approved. Ray Lawrence drew attention to the steps in the attached MMD Economic Development Action Plan, pointing out that staff was well along on gathering the market intelligence data in Step 2 which will be used to help produce a brochure to promote future investment and development in the District. In addition, staff plans to produce a video. The two marketing elements will then be available for a District Real Estate Forum luncheon to be held later this year, perhaps as early as May or June.

Progress Report on Step 2, Economic Development Action Plan

Ray Lawrence distributed and presented the highlights of a 29-page packet of population, demographic and economic information pertaining to the District prepared by Patrick Horton, GIS and economic data specialist on staff with HawesHillCalderon. Included in the packet were the following ESRI reports:

- Executive Summary
- Demographic and Income Profile
- American Community Survey (ACS) Population Summary
- Net Worth Profile
- Market Profile
- ACS Housing Summary
- Business Summary
- Retail Goods and Services Expenditures
- Retail Market Place Profile
- Map: Retail Sales by Block Group
- Traffic Count Map
- Drive Time Zones Around Montrose/Westheimer

In addition, Ray distributed a list of commercial properties available for sale based on Loop Net data. Claude Wynn expressed the view that actual sales information might be more useful. Doug Demiano, however, felt that the asking prices in terms of \$/SF were helpful. In this regard, there was general agreement that actual

transaction data was often not disclosed and that the contact information for the listing brokers was particularly valuable.

Inner West Loop Mobility Study

Copies of the December 11 presentation of this study performed by Kimley Horn for COH Planning & Development largely utilizing HGAC data were distributed to all attendees. Claude Wynn, who had served as a member of the Stakeholder Advisory Committee, then gave the committee his views on some of the mobility issues the city must deal with looking ahead. Since Houston area population is likely to double by 2035, there are likely to be severe problems associated with traffic congestion. Many freeways and streets are already beyond capacity and increasing population will only exacerbate the problem. Freeways could presumably be double decked, but the exit ramps and intersecting streets wouldn't be able to handle the increased volume. There will be tremendous pressure on arterial streets that will necessitate construction of more interchanges in the future. The transit system will also need to be grade separated. There was a lot of discussion about the need to increase bicycle use to ease traffic congestion, but bike lanes on major arteries inhibit traffic flow and future expansion. Mr. Wynn expressed the view that consideration should be given to relocating bike lanes from principal thoroughfare to secondary streets. The big problem is that there isn't enough money to do what's needed with respect to all aspects of mobility inside the 610 Loop.

With respect to Rebuild Houston funds, Mr. Wynn commented, the funds for the next five years have already been allocated. The District will have to advocate for its share of infrastructure funding in the following five years.

Adjournment

The meeting was adjourned at 1:54 PM. The next meeting of the committee will be on February 27.

Economic Development Action Plan

Montrose Management District

- 1. Organize for Action**
- 2. Perform and Maintain Market Intelligence**
- 3. Perform Interim Visioning Exercise**
- 4. Identify Properties that are Suitable for Development or Redevelopment**
- 5. Evaluate Need for Incentives**
- 6. Meet With Developers**
- 7. Establish Priorities for Desired CIP and Other Financed Infrastructure Projects**
- 8. Assess Likelihood and Timing of Infrastructure Projects**
- 9. Summarize 10-20 Year Vision and Development Plan**



Vince Ryan
Harris County Attorney

FOR IMMEDIATE RELEASE

February 1, 2013

Harris County Attorney Vince Ryan Appoints Celena Cavazos Vinson Assistant County Attorney

Harris County Attorney Vince Ryan announced today that he has appointed Celena Cavazos Vinson of Pearland to serve as an Assistant County Attorney under a program developed with management districts to improve the overall well-being and environment in these neighborhoods.

Vinson will work with the International Management District, Montrose Management District, and the East Aldine Management District and file civil lawsuits to rid neighborhoods of nuisances and to require enterprises to operate within the law and take steps to reduce criminal activity.

This is the second Assistant County Attorney to be appointed under a program developed by County Attorney Vince Ryan. In July 2011 Brays Oaks Management District, Sharpstown Management District, and Spring Branch Management District provided funding for Harris County to hire an attorney to work with those management districts on quality of life issues. Harris County and International Management District, Montrose Management District, and the East Aldine Management District recently entered into an agreement that will allow the County Attorney to hire an attorney under the same program.

Since the inception of the program, three bars that operated after hours and caused neighborhood nuisances have been shut down, a temporary injunction is in place against two convenience stores and individual members of the "Bloods" and the "Crips" street gangs and another temporary injunction is in place against another gang-infested condominium complex. A temporary injunction hearing against another crime-ridden apartment complex is scheduled this month.

Management Districts exist to enhance the physical, social, and economic well being of the communities in which they are located. Districts work with local businesses and others on such matters as mobility and transportation planning, environmental and urban design, health and public safety initiatives, and business and economic development.

Vinson, a 2001 graduate of the University of Houston Law Center, has over nine years of experience as a trial lawyer with the Fort Bend County District Attorney's Office. She has devoted the last six years to prosecuting felony level crimes involving drugs, organized crime and gangs. She has been a lead prosecutor on several murder cases, including the successful

prosecution of a 23 year old Capital Murder cold case. Her most recent case was an Aggravated Assault on a Public Servant in which a Fort Bend County Sheriff's Office Deputy was shot multiple times.

Vinson said she looks forward to working with the management districts to provide solutions to meet their individual needs.

"Ms. Vinson's commitment to public service exemplifies the values of our Office. Her experience, zeal, and knowledge will be tremendous assets to our Office as we work with local agencies to fulfill our commitment to help improve neighborhoods," County Attorney Ryan said.

Contact:

Robert Soard
First Assistant County Attorney
Harris County Attorney Vince Ryan
1019 Congress, 15th Floor
Houston, Texas 77002
713-274-5103
robert.soard@cao.hctx.net



**MONTROSE MANAGEMENT DISTRICT
NOTICE OF MEETING**

TO: THE MONTROSE RECYCLING SUB-COMMITTEE AND ALL OTHER INTERESTED PERSONS:

Notice is hereby given that a meeting of the Recycling Sub-Committee of the Montrose Management District will be held on **Tuesday, February 5, 2013, at 9:30 a.m.** at Tradition Bank, 5020 Montrose Blvd., Suite 200, Houston TX 77006 inside the boundaries of the District, open to the public, to consider, discuss and adopt such orders, resolutions or motions, and take other direct or indirect actions as may be necessary, convenient, or desirable with respect to the following matters:

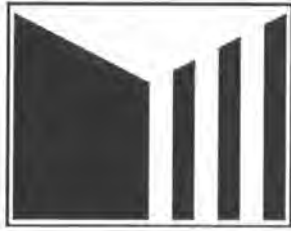
1. Call meeting to order.
2. Receive reports and consider recommendations from the Committee related to:
 - a. Debrief of monthly business recycling mixer and discussion of upcoming mixers.
 - b. Discuss proposed April bi-annual recycling event.
3. Adjourn.

District Administrator

(SEAL)



Persons with disabilities who plan to attend this meeting and would like to request auxiliary aids or services are requested to contact the District's Executive Director at (713) 595-1200 at least three business days prior to the meeting so that the appropriate arrangements can be made.



MONTROSE MANAGEMENT DISTRICT

Cleanup Update

February 2013 meeting of the Board of Directors

Staff inspected the District for overgrown vacant lots, illegal trash dumps, inoperable vehicles and abandoned houses and businesses. Reports were submitted to 311 Help Online for abatement.

Overgrown vacant lots and other violations were found in the following locations in the District:

1714 Ridgewood - Thank you for your request or comment. Your Tracking Number is: 101000908308.

305 Willard - Thank you for your request or comment. Your Tracking Number is: 101000908316.

616 W. Pierce - Thank you for your request or comment. Your Tracking Number is: 101000908319.

1719 Morse - Thank you for your request or comment. Your Tracking Number is: 101000908325.

ILLEGAL DUMP SITES

808 Woodrow - Thank you for your request or comment. Your Tracking Number is: 101000908332.

NEW CONSTRUCTION IN THE DISTRICT CONTINUES UNABATED



Expansion of the Fairmont Apartments at the SW corner of Dunlavy & Richmond



Construction just getting started at the SE corner of Richmond & Mt.Vernon



Construction just getting started at the SW corner of Richmond & Graustark



New residential construction at the SW corner of Bonnie Brae & Mt. Vernon



New construction at the NW corner of Westheimer & Dunlavy



A new vacant lot created at the NE corner of Welch & Driscoll



New slabs being laid out at the SW corner of W. Drew and Converse (*from last month's update*)



Work continues at this site



New residential construction in the 2100 block of Stanford



Old house renovation in the 400 block of Welch



New construction in the 2000 block of Stanford



Major new construction at the SE corner of W. Dallas & Rochow



New residential construction in the 1600 block of Woodhead



New residential construction at the SE corner of Morse & Vermont



New residential construction at 1909 Morse

ILLEGAL DUMP SITES



Illegal dump in the 800 block of Woodrow, reported by Staff to 311 Help Online

Staff will continue to look for violations and other problems as they arise. Please call Roy Hill at 713-595-1207 or 713-724-2189 or send an e-mail to rhill@hhcillp.com if you see a possible violation that needs to be inspected.

MONTROSE MANAGEMENT DISTRICT
CITY OF HOUSTON
HARRIS COUNTY, TEXAS

AGENDA MEMORANDUM

TO: Montrose Management District Board of Directors
FROM: Executive Director
SUBJECT: Agenda Item Materials

7. Receive a report from the Public Safety Committee.

Shift Period: Jan-13
Total Hours Worked 569:15
Total Miles Driven 1,835

Crime Arrest Activity

Felony Arrests:	12
Misdemeanor Arrests:	80
Charges Filed:	22
Suspects in Jail:	85

Field Activity

Parking Tickets:	0
Citations:	0
BMV Report Cards:	1087
Crime Prevention:	102

Patrol Activity

Calls for Service:	246
CIT Calls:	2
Incident Reports:	17
Accident Reports	1
Locations Checked:	1009

Warrants

Felony Warrants:	4
Misdemeanor Warrants:	2
City Warrants:	44
SETCIC Warrants:	15

Arrest Summary

Shift Period Jan-13

Charge	# of Arrests
Abusive Language	1
Assault	2
Burglary of a Motor Vehicle	4
City Warrants	10
Consumption of Alcohol at a Metro Bus Stop	1
Criminal Trespass	1
D.W.I.	1
Evading Arrest	1
Felony Criminal Mischief	3
Felony Warrant	2
Indecent Exposure	1
Interfering with a Peace Officer	2
Littering	1
Loitering with the Intent to Comitt Prostitution	3
Parole Violation	1
Possession of a Controlled Substance	6
Possession of Marijuana	3
Public Intoxication	38
Resisting Arrest	1
Robbery	1



Setcic Warrant	3
Theft	1
Urinating in Public	2
Total Arrests	89

MONTROSE MANAGEMENT DISTRICT
CITY OF HOUSTON
HARRIS COUNTY, TEXAS

AGENDA MEMORANDUM

TO: Montrose Management District Board of Directors
FROM: Executive Director
SUBJECT: Agenda Item Materials

8. Receive and consider a report from the Mobility and Visual Improvements Committee:
 - a. Consider a prototype District Identification Sign proposal from NEC, in the amount of \$9,500.00
 - b. Consider a proposal from SMC Logistics for Street Lamp Outage Reporting, in the amount of \$350.00 per month



Neon Electric Corp.

February 4, 2013

Mr. Darin Weinheimer
Kudela & Weinheimer
7155 Old Katy Road, Suite 270
Houston, Texas 77024

Re: Montrose Entry Sign Prototype

Dear Darin,

Neon Electric Corporation is pleased offer the following pricing for fabricating and installing a prototype Montrose District entry sign. The signage will be constructed to the same structural standards as a final sign to enhance the probability that it can be used the completed project.

The sign will consist of a 3" deep cantilevered aluminum cabinet, painted with Matthews polyurethane acrylic, color TBD. The three bottom "V"s, and the accent pieces on the faces are aluminum laminated with mirror polished stainless. 'Montrose District copy is 1/4" thick polished SS. The accent pieces and the copy are stud mounted with spacers to the face, distance TBD. The sign will be mounted to a 5" schedule 40 aluminum pole. The pole will have fabricated and painted aluminum disks, color TBD, with polished SS applied to disk edges. The sign will be illuminated with LED lighting hidden in the top decorative 'V' beneath the sign cabinet.

Two LED fixtures, cables, and a power supply have been provided by Kudela and Weinheimer, and their installation to illuminate one face of the sign is included in this price. Primary power to the sign location is by others. Required permits and permit acquisition fees, if required, are excluded from the price.

Price, installed: \$9,500.00

Thank you for this opportunity to quote on this project. Please let me know if you require additional information.

Best regards,

Ed Williams

VP Operations
Neon Electric Corporation
1122 Lauder Road
Houston, TX 77039



SMC
LOGISTICS

Project

Street Lamp Outage

November 30, 2012

Prepared by: Sonia Chavez
Operations Manager
SMC Logistics

Prepared for: Josh Hawes
Director of Services
Montrose Management District

Description

The Montrose Management District is in need of a contractor to report street lamp outage of major thoroughfares in the District. This is an important project because of the many burned out streetlights that are causing unsafe streets in the community.

Objective

The Montrose Management District is requesting a contractor to take over the reporting of burned out street lights along the major thoroughfares within the District. The regular maintenance of the street light reporting will be immediately evident in the District.

Goals

The goal of SMC Logistics for this project:

- Furnish labor, equipment, and supplies for both projects
- Provide a comprehensive report to the Board after each survey
- Guarantee that the work will be done in a timely manner

Client Operations

SMC Logistics provides Commercial Liability Insurance up to one million in coverage and full coverage automobile insurance (proof of insurance will be provided upon approval of contract). Safety lights and proper signage on vehicle used during the survey. Safety vest for the driver with good driving record.



SMC
LOGISTICS

Project Description

Street Lamp Outage Survey

Below is a list of major thoroughfares that we propose to survey. We recommend to complete a survey every two months. We add or remove any streets as the District sees appropriate in each survey. After each survey, we will submit a report to CenterPoint Energy. A report will also be submitted to the District board. This ongoing project requires yearlong maintenance. We propose to conduct a streetlight survey on the following streets:

Richmond
W. Alabama
Westheimer
W. Gray
Lovett
Cortland
Bagby
Montrose
Waugh
Commonwealth
Dunlavy
S. Shepherd
W. Dallas

Hawthorne
Harold
Marshal
Kipling
Sul Ross
Brannard
W. Main
Colquit
Fairview
Taft
Tuam
W. Clay
W. Bell

W. Pierce
Peden
Haddon
Welch
Indian
Woodhead
Fairview
Hazard
Mandell
Graustark
Yoakum
Courtland

Cost Summary

Program Name: STREET LAMP OUTAGE SURVEY	\$35/hour
Streetlight Survey and Reports to CenterPoint and Board	10 hours
Survey and Report Cost	\$350

Project Management

SMC Logistics currently works with other Management Districts in the Houston area. We offer our services in project management and provide thorough reporting to the District board. Please contact me if you have any questions.

Sonia J. Chavez
Operations Manager
SMC Logistics

STREET LAMP OUTAGE SURVEY AGREEMENT

This **AGREEMENT** is entered into this 1st day of December, 2012 between SMC Logistics ("Contractor") and the Montrose Management District (the "District").

1. SERVICES: Contractor will provide Street Lamp Outage Survey services for the District according to the **Scope, Schedule and Area of Work**, which is attached hereto and incorporated herein (the "Services"). Contractor may perform the Services by any reasonable means and shall not be responsible for delays in performance beyond its control, provided that all Services shall be performed timely and to the reasonable satisfaction of the District.

2. TERM: This agreement shall be in effect for one (1) year, commencing **December 1, 2012**. This agreement shall be in effect for one year from the Effective Date and thereafter shall automatically renew for additional one year periods unless either party hereto terminates the Agreement.

3. TERMINATION: The District may terminate this agreement by giving thirty (30) days written notice to Contractor. Contractor may terminate this agreement by thirty (30) days written notice to the District. If a party finds that the other party has defaulted in the performance of its obligations hereunder, the non-defaulting party shall give the defaulting party written notice of such default with specific detail to enable the defaulting party to remedy such default. If the default has not been remedied within fifteen (15) days of the receipt of such notice to the reasonable satisfaction of the non-defaulting party, the non-defaulting party may terminate this agreement immediately by sending written notice of termination to the defaulting party.

4. PRICE: The District agrees to pay Contractor for the services: **\$350** per survey and report.

5. PAYMENT: Payment to Contractor shall be issued within thirty (30) days of the District's receipt of an invoice for the Services rendered by the Contractor.

6. INDEMNIFICATION: Contractor shall indemnify, defend and hold harmless the District, its officers, directors, agents and employees from loss, liability, cost, or expense (including reasonable attorney's fees) for bodily injury, death and property damage (hereinafter referred to as "claim (s)", but only to the extent same are caused by negligence, misconduct or other fault of Contractor, its agents and employees, which arise out the Services performed under this Agreement. The foregoing provision shall only benefit the District if the District notifies Contractor in writing of such claim within ten (10) days of same being reported to the District or its representative. Contractor shall not be liable for delay, loss or damage caused by warfare, riots, strikes, boycotts, criminal acts, acts of omissions of others, fire, water damage, natural calamity or causes beyond Contractor's reasonable control.

7. INSURANCE AND TAXES:

(A) Minimum Insurance Coverage. Contractor agrees to maintain in effect during the initial term and any renewal term of this agreement commercial general liability of up to \$1,000,000.00. Contractor shall be responsible for paying all payroll based taxes affecting its employees.

(B) Worker's Compensation. Contractor will not provide Worker's Compensation to employees. Contractor agrees to inform employees that they are not covered by giving a Notice of No Coverage to employees as required by applicable law.

(C) The District is exempt from all state and local taxes, including sales and use taxes and contractor shall not include such taxes in its billing.

8. INDEPENDENT CONTROL: Contractor is an independent contractor, and all persons employed to furnish Services hereunder shall be employees of Contractor and not of the District.

9. BINDING: This Agreement shall inure to, and bind the successors, assigns, agents and representatives of the parties.

10. ENTIRE AGREEMENT: This Agreement contains the entire agreement between the parties. All prior negotiations between the parties are merged in this Agreement, and there are no understandings or agreements other than those incorporated herein. This Agreement may not be modified, except by written instrument signed by both parties. In the event of conflict between any of the foregoing provisions of this Agreement and the attached specifications, the former shall be controlling.

11. NOTICE: Notices, requests, demands and other communications hereunder shall be in writing and delivered or mailed with postage prepaid,

12. SAFETY. Contractor agrees that it shall be solely responsible for the safety of its employees and all other persons and shall be solely responsible for determining the course of action necessary to protect all persons, including members of the public, from bodily injury or property damage in the performance of the Services, including the erection of barricades or the institution of other traffic or pedestrian control measures.

To The District at:

Montrose Management District
5020 Montrose, suite 311
Houston, Texas 77006

To Contractor:

SMC Logistics
13107 James Ln.
Stafford, Texas 77477

or at any other address which may be given by either party to the other in the manner provided above.

Montrose Management District

SMC Logistics

By: _____

Bill Calderon
Executive Director
Montrose Management District

By: _____

Sonia Chavez
Owner
SMC Logistics

SCOPE, SCHEDULE & AREA OF WORK

CONTRACT SERVICES:

STREET LAMP OUTAGE SURVEY

Street Lamp Outage Survey

Below is a list of major thoroughfares that we proposed to survey. We would complete a survey every two months. We will work on approximately 30 streets each time, interchanging streets as the District sees appropriate each month. After each survey, we will submit a report to CenterPoint Energy. A report will also be submitted to the District board. This is an ongoing project that requires yearlong maintenance.

Richmond
W. Alabama
Westheimer
W. Gray
Lovett
Cortland
Bagby
Montrose
Waugh
Commonwealth
Dunlavy
S. Shepherd
W. Dallas

Hawthorne
Harold
Marshal
Kipling
Sul Ross
Brannard
W. Main
Colquit
Fairview
Taft
Tuam
W. Clay
W. Bell

W. Pierce
Peden
Haddon
Welch
Indian
Woodhead
Fairview
Hazard
Mandell
Graustark
Yoakum
Courtland

Hours of service: Tuesday, 8:00 p.m. - 3:00 a.m. and Wednesday 8:00 a.m. - 11:00 a.m.